



REHAU®

Unlimited Polymer Solutions



INDIVIDUAL CABINET DESIGN

RAUVOLET tambour door systems

1 RAUVOLET TAMBOUR DOOR SYSTEMS

Range overview

With the RAUVOLET stock range, you can obtain perfectly co-ordinated tambour door systems for individual cabinet design. REHAU gives you freedom in the design of cabinets in the office, kitchen, living room, bathroom, shop fitting and interior design. The focus here is on design and functionality.



You have the following options:

Modular concept

Combine tambour door profiles, running track, accessories and colours **individually** with the modular concept and create your own suitable tambour door system.

Please refer to the following pages for all details and combination options for the tambour door system.

REHAU tambour door configurator

To greatly simplify the **planning, design and ordering** of tambour door cabinets, REHAU is offering you a **new-style service tool**. Without in-depth product knowledge, you can put together your **ready-to-install and made-to-measure tambour door system online in just 7 steps**.

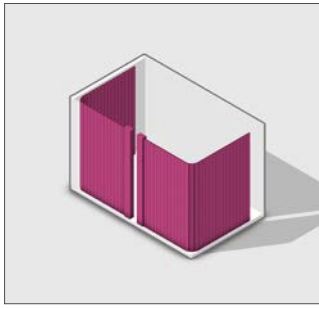
Do you want to order ready-to-install tambour door systems using the REHAU tambour door configurator? If so, you will find more detailed application information from page 82.



Please note:

The illustrations in this catalogue are supposed to inspire you to come up with new ideas (not all colours and decorative designs shown are available from the standard stock range). Our detailed technical information and assembly instructions help you during planning and implementation. In the event of further questions, our sales office can assist you.

HORIZONTAL USE



		Internally mounted runner					Front-mounted runner				
		Recessed		Surface-mounted			Protruding				
		CLASSIC		FLEX	TOP	TOP BASIC	FRAME				
		8 mm		12 mm	8 mm	8 mm	8 mm	8 mm			
		RW	SW	RW	SW	RW	RW	SW	RW	RW	SW
Design line	acoustic-line			■	■						
	metallic-line	■	■			■	■	■	□	■	■
	decor-line	■	■	■	■	■	■	■	■	■	■
	color-line	■	■	■	■	■	■	■	■	■	■


□ Recommended conditionally

Runner system

Profile thickness

Running direction:
Rear wall (RW)
Side wall (SW)

Design line



VERTICAL USE

		Made-to-measure						
		Standard sets						
		8 mm						
		Vertical brake	Caddy brake	C6	C8	C3 Installation set	C-Box C3 Wound	C-Box Spiral track
Design line	vetro-line							■ ⁽³⁾
	acoustic-line				■			
	metallic-line		■ ⁽²⁾	■ ⁽¹⁾	■	■	■ ^{(1) (2)}	■ ^{(1) (2) (3)}
	decor-line	■	■	■	■	■	■	
	color-line	■	■	■	■	■	■	

⁽¹⁾ metallic-line 20 mm ⁽²⁾ metallic-line 25 mm ⁽³⁾ metallic-line 50 mm

1 RAUVOLET TAMBOUR DOOR SYSTEMS

Diversity in cabinet design

A choice of five design lines is available to you:

acoustic-line	In aluminium decor and pure white
vetro-line	In satinato, black and white (kitchen use only)
metallic-line	For the stylish look in real aluminium and stainless steel surfaces
decor-line	Printed variants In aluminium, cubanite, cobalt, copper, birch, sycamore, beech, cherry, Havanna cherry, Calvados cherry, pine grey and olive dark
color-line	Solid colours White, grey, grey-brown, brown, blue, anthracite grey, black, mustard yellow

Five runner systems for horizontal use for maximum flexibility:

CLASSIC	Recessed
FLEX	Recessed
TOP	Surface-mounted
TOP BASIC	Surface-mounted
FRAME	Protruding (distinctive frame appearance)

Convenient systems for vertical use:

The pre-assembled C-box cassette system and the convenient C3 installation set are available to you for vertical use.

For special designs, you have the following choices of mechanisms:

- Vertical brake
- Caddy brake
- C6 vertical counter-balancing mechanism
- C8 counter-balancing mechanism

CONTENTS

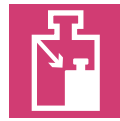
1 RAUVOLET tambour door systems	2	5 Sound absorption on the furniture front	68
Range overview	2	RAUVOLET acoustic-line	68
Diversity in cabinet design	4		
Advantages at a glance	7	6 Accessories	74
		RAUVOLET tambour door systems	74
2 Tambour door profiles and design lines	8	7 Service	76
Complete overview	8	Everything to do with tambour doors	76
		REHAU tambour door configurator	78
3 Horizontal use	10	7 steps to the ready-made cabinet tambour door set	80
CLASSIC runner system	10	"Roomdesigner" planning software	82
FLEX runner system	14		
TOP runner system	18		
TOP BASIC runner system	22	8 Technical information	84
FRAME runner system	26	RAUVOLET tambour door system packaging units	84
4 Vertical use	30	9 Item Overview	87
Complete systems	30	Everything at a glance	87
Overview of vertical systems	32		
Special designs	34		
Vertical brake	36		
Caddy brake	38		
C6 vertical counter-balancing mechanism	40		
C8 counter-balancing mechanism	42		
System comparison C3 installation set / C-Box cassette system	44		
C3 installation set	46		
C-Box cassette system	47		
Individual carcass design	48		
Alu runner system, anodised, C3 installation set, C3 winding mechanism	50		
FRAME runner system, C3 installation set, C3 winding mechanism	52		
FRAME runner system, C-Box cassette system, C3 wound	54		
Frame4 RAUVOLET metallic-line, C-Box cassette system, C3 wound	56		
Design lines metallic-line, vetro-line: kitchen use	58		
C3 installation set, C3 winding mechanism	60		
Kassettsystem C-Box, Spiral track: RAUVOLET metallic-line	61		
C-Box cassette system, C3 wound, RAUVOLET metallic-line	62		
C-Box cassette system, spiral track: RAUVOLET vetro-line	64		
Minimum installation dimensions	66		





1 RAUVOLET

Advantages at a glance



Light weight and reduced friction due to optimally co-ordinated materials.



Five design lines, five runner systems, nine profile shapes and 28 colours and decors.



Installation 5x quicker thanks to the “plug & play” cassette system



No intrusive hinged, folding and sliding doors. No loss of space.



Ready-made sets delivered from a quantity of 1 unit within one week.



Maximum flexibility with the REHAU configurator:
www.rehau.com/tambourdoors



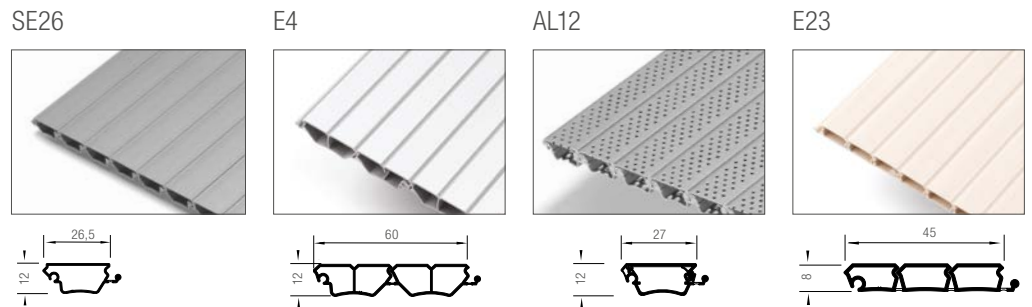
Comprehensive service like configurator sets, assembly instructions and installation videos.



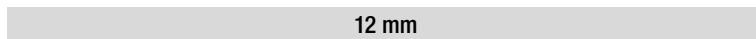
Versatility in the areas of living room, bathroom, kitchen, shop-fitting and property furnishing.

2 TAMBOUR DOOR PROFILES AND DESIGN LINES

Complete overview



Runner system



Design line / colour



vetro-line

Satinato 29141		_____	_____	_____	_____
Black 28064		_____	_____	_____	_____
White 74670		_____	_____	_____	_____

acoustic-line

Aluminium 7194		_____	_____	■	_____
Pure white RAL 9010		_____	_____	■	_____

metallic-line

Aluminium 230L		_____	_____	_____	_____
Brushed stainless steel 360L		_____	_____	_____	_____

decor-line

Aluminium 7194		■ ■	■ ■	_____	■ ■
Cubanit 1100E		_____	_____	_____	■ ■
Cobalt 2811W**		_____	_____	_____	_____
Copper 2787W**		_____	_____	_____	_____
Birch 5514		_____	_____	_____	■ ■
Sycamore 7376		_____	_____	_____	■ ■
Beech 5018*		■ ■	■ ■	_____	■ ■
Cherry 5429		_____	_____	_____	■ ■
Havana Cherry 053W		_____	_____	_____	■ ■
Calvados Cherry 5797		_____	_____	_____	■ ■
Pine grey 1243W		_____	_____	_____	_____
Olive dark 1705W		_____	_____	_____	_____

color-line

Brilliant White V3249**		_____	_____	_____	_____
White RAL 9010		■ ■	_____	_____	■ ■
Grey RAL 7035		■ ■	■ ■	_____	■ ■
Grey-brown 77364		_____	_____	_____	■ ■
Brown 140241**		_____	_____	_____	_____
Blue 140242**		_____	_____	_____	_____
Anthraxite grey RAL 7016		_____	_____	_____	■ ■
Black RAL 9011		■ ■	■ ■	_____	■ ■
Mustard yellow 76882		_____	_____	_____	_____

3 HORIZONTAL USE


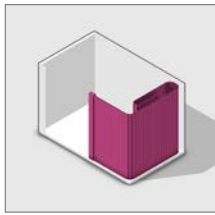
CLASSIC runner system

Recessed system



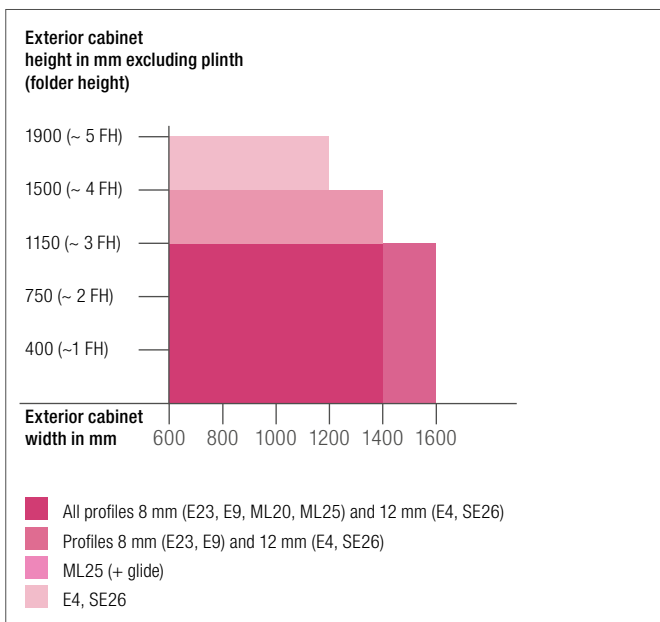
Properties

- Classic runner system (pre-lubricated)
- Recessed runner
- Optional running direction into the rear wall or the side wall

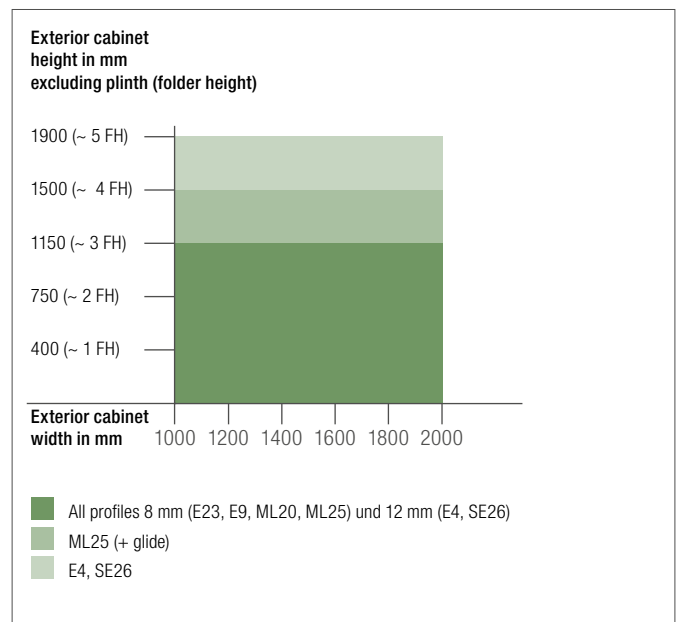


Profile type	8 mm Profile thickness	12 mm Profile thickness
E23	■	
E9	■	
metallic-line 20	■	
metallic-line 25	■	
SE26		■
E4		■
Design line		
metallic-line	■	
decor-line	■	■
color-line	■	■

Tambour door profiles used in single-door horizontal cabinet



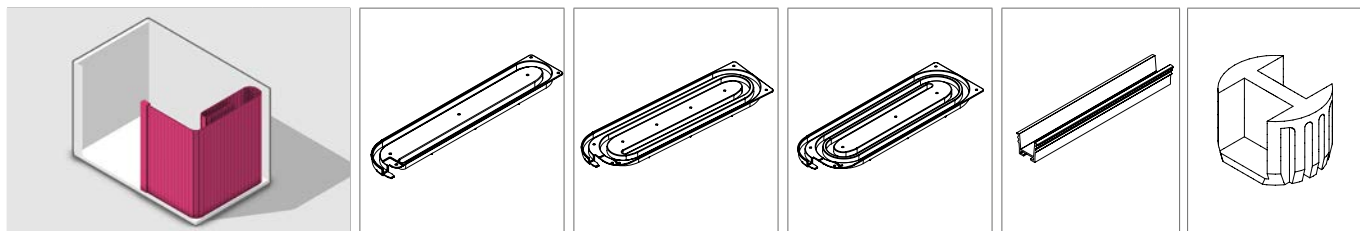
Tambour door profiles used in two-door horizontal cabinet



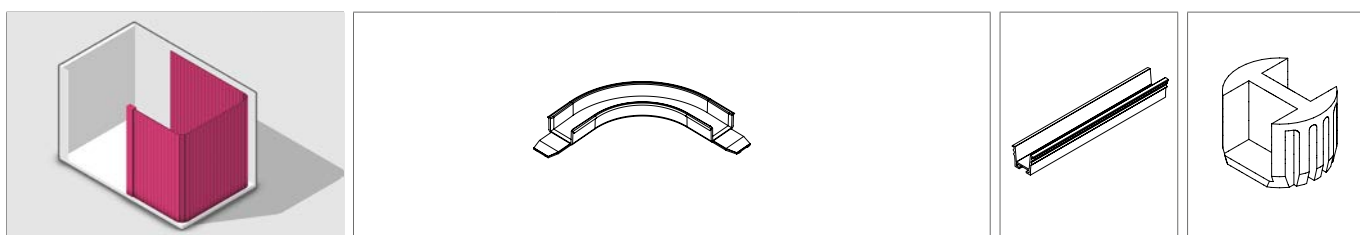
3 HORIZONTAL USE

CLASSIC runner system

Runner system




Running direction into the side wall		Spiral track 2-way	Spiral track 4-way	Spiral track 5-way	Running track	Centre stop*
metallic-line	8 mm	17797301XXX	17797501XXX	17797701XXX	17059251XXX	17797101XXX
decor-line	8 mm	17797301XXX	17797501XXX	17797701XXX	17059251XXX	17797101XXX
	12 mm	17797401XXX	17797601XXX		17059271XXX	17797201XXX
color-line	8 mm	17797301XXX	17797501XXX	17797701XXX	17059251XXX	17797101XXX
	12 mm	17797401XXX	17797601XXX		17059271XXX	17797201XXX

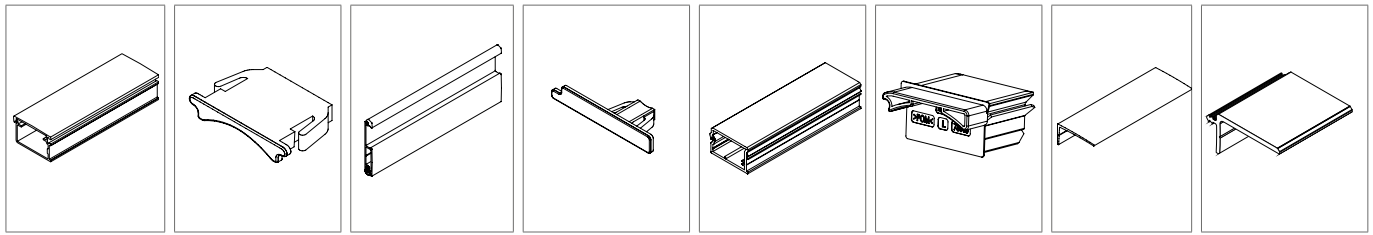


Running direction into the rear wall		90° connector	Running track	Centre stop*
metallic-line	8 mm	17796901XXX	17059251XXX	17797101XXX
decor-line	8 mm	17796901XXX	17059251XXX	17797101XXX
	12 mm	17797001XXX	17059271XXX	17797201XXX
color-line	8 mm	17796901XXX	17059251XXX	17797101XXX
	12 mm	17797001XXX	17059271XXX	17797201XXX

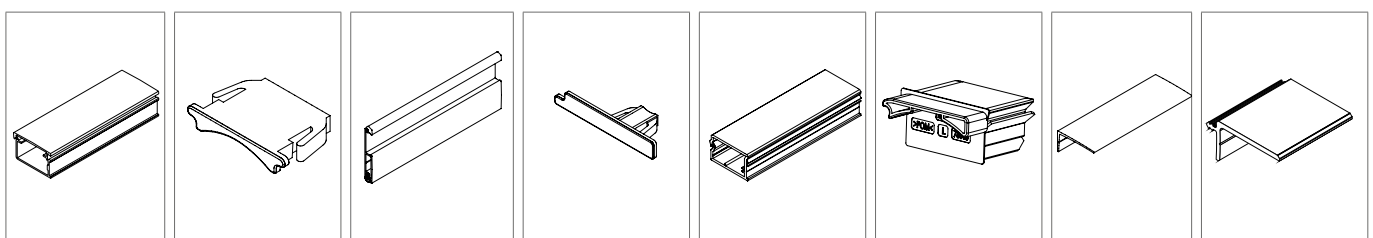
* Use in 2-door cabinets



Accessories



Slam rail Variant 1	Slam rail glide Variant 1	Kombigriffleiste Variant 2	Slam rail glide Variant 2	Slam rail	Slam rail glide	Vertical pelmet	Vertical pelmet
17794601XXX**	17799041XXX	17794801XXX	17799141XXX			17796501XXX	
17930061XXX**		17930071XXX				17930041XXX	
				17028321XXX	17932381XXX		17028251XXX
					17930371XXX		
				17028281XXX	17932381XXX		17028221XXX
				17028311XXX***	17930371XXX		17028241XXX***



Slam rail Variant 1	Slam rail glide Variant 1	Kombigriffleiste Variant 2	Slam rail glide Variant 2	Slam rail	Slam rail glide	Vertical pelmet	Vertical pelmet
17794601XXX**	17799041XXX	17794801XXX	17799141XXX			17796501XXX	
17930061XXX**		17930071XXX				17930041XXX	
				17028321XXX	17932381XXX		17028251XXX
					17930371XXX		
				17028281XXX	17932381XXX		17028221XXX
				17028311XXX***	17930371XXX		17028241XXX***

** Notching out, see assembly instructions

*** Solid-coloured with lacquer

3 HORIZONTAL USE


FLEX runner system

Recessed system



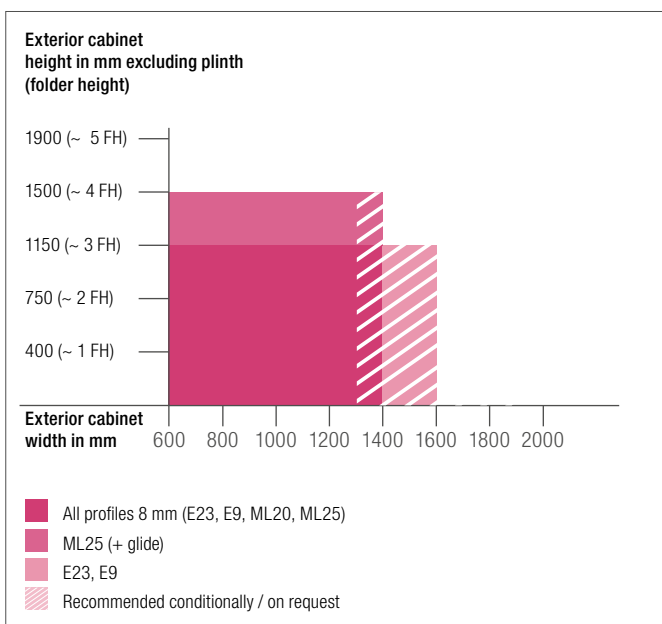
Properties

- Freedom in cabinet design due to new design options
- Flexible, recessed running track
- Any, positive, outer radius possible
- Cold bending of the running track possible by hand
- Minimum inner radius $r_i = 35.5$ mm
- A side intake (bend) can be incorporated subject to $r_i = 35.5$ mm
- Max. total length of the runner system 2.5 m

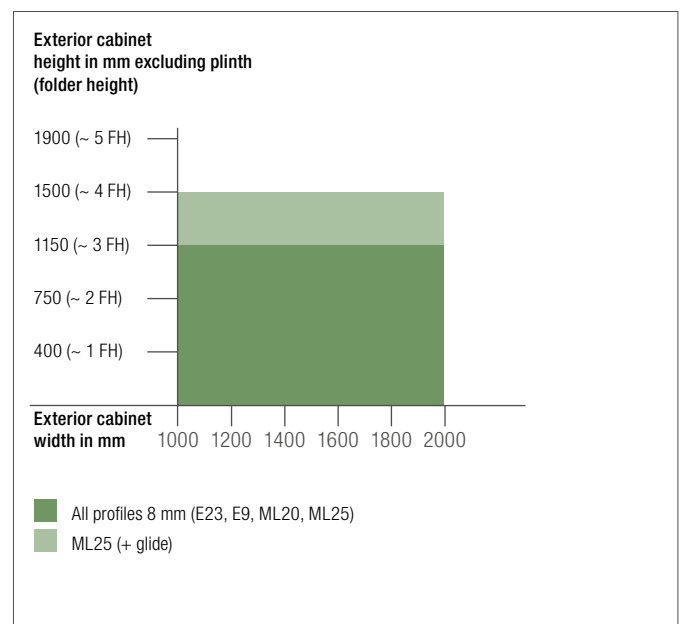


Profile type	8 mm Profile thickness	12 mm Profile thickness
E23	■	
E9	■	
metallic-line 20	■	
metallic-line 25	■	
SE26		
E4		
Design line		
metallic-line	■	
decor-line	■	
color-line	■	

Tambour door profiles used in single-door horizontal cabinet



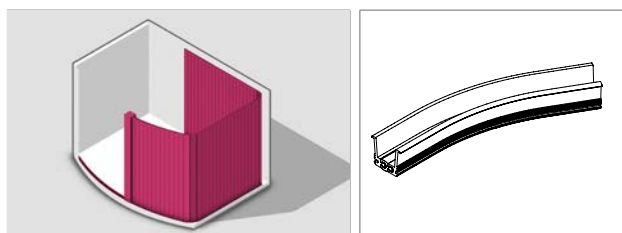
Tambour door profiles used in two-door horizontal cabinet




3 HORIZONTAL USE

FLEX runner system

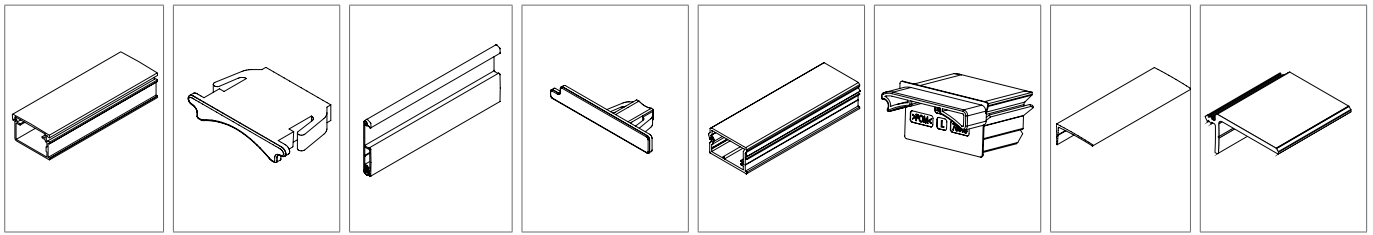
Runner system



Running direction into the rear wall	Running track
metallic-line 8 mm	17793001XXX
decor-line 8 mm	17793001XXX
color-line 8 mm	17793001XXX



Accessories



Slam rail Variant 1	Slam rail glide Variant 1	Kombigriffleiste Variant 2	Slam rail glide Variant 2	Slam rail	Slam rail glide	Vertical pelmet	Vertical pelmet
17794601XXX*	17799041XXX	17794801XXX	17799141XXX			17796501XXX	
17930061XXX*		17930071XXX				17930041XXX	
				17028321XXX	17932381XXX		17028251XXX
				17028281XXX	17932381XXX		17028221XXX
				17028311XXX**			17028241XXX**

* Notching out, see assembly instructions

** Solid-coloured with lacquer

3 HORIZONTAL USE



TOP runner system

Surface-mounted system



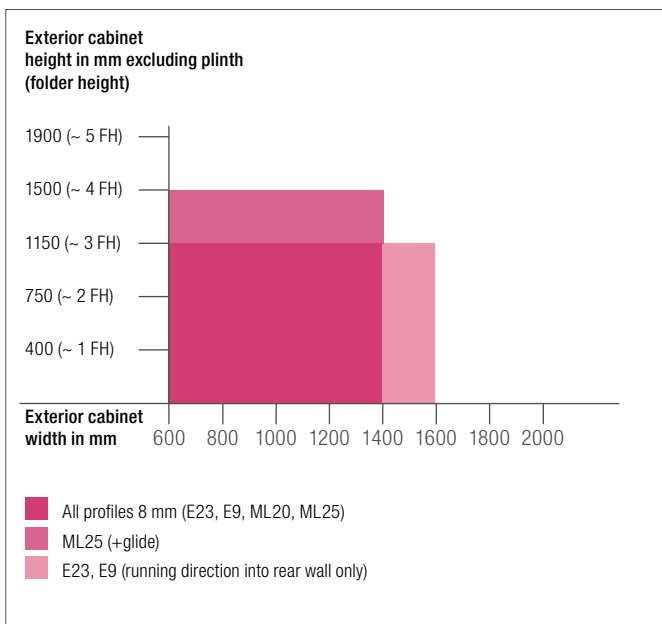
Properties

- Easy assembly
- No routing: just cut to length, screw together, done!
- Can also be fitted retrospectively
- High-quality look, as no visible transition between running track / spiral track / 90° connector
- Runners made of aluminium and colour-coordinated polymer covers to match the tambour door profiles.

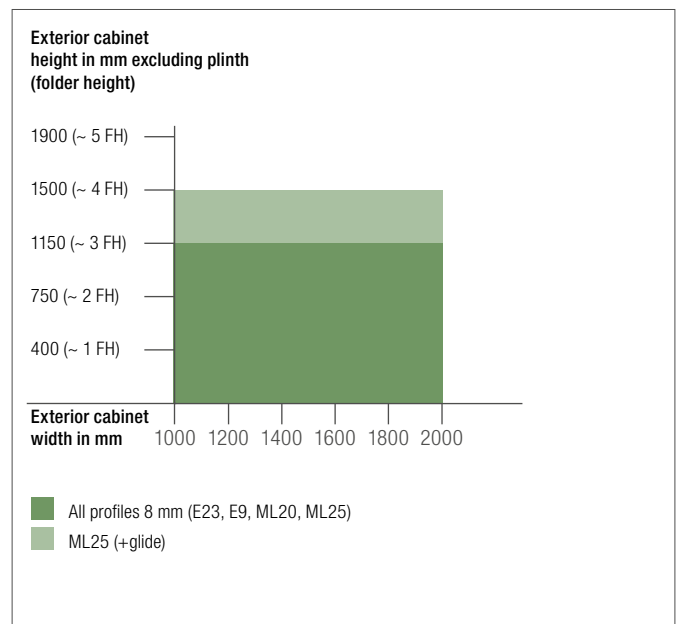


Profile type	8 mm Profile thickness	12 mm Profile thickness
E23	■	
E9	■	
metallic-line 20	■	
metallic-line 25	■	
SE26		
E4		
Design line		
metallic-line	■	
decor-line	■	
color-line	■	

Tambour door profiles used in single-door horizontal cabinet



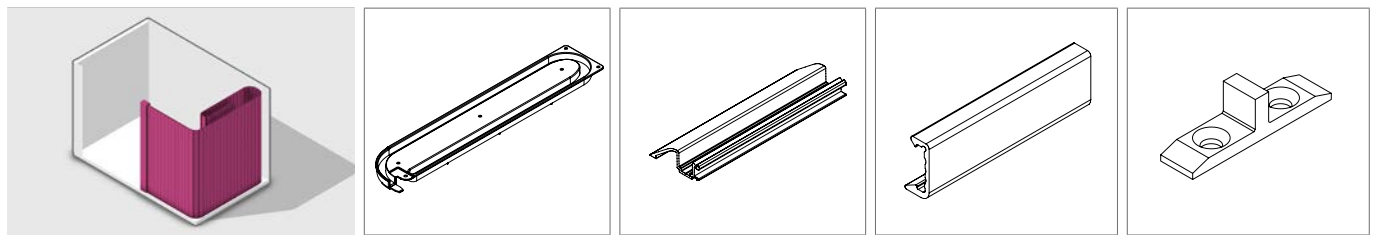
Tambour door profiles used in two-door horizontal cabinet



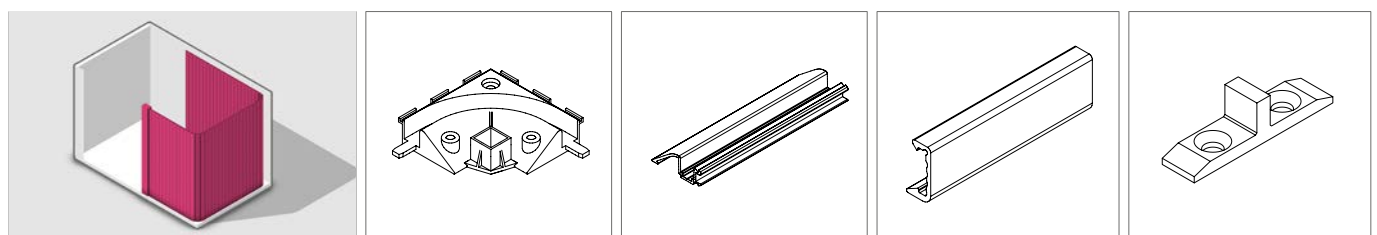
3 HORIZONTAL USE

TOP runner system

Runner system




Running direction into the side wall	Spiral track 4-way	Running track	Cover	Centre stop*
metallic-line				
8 mm	17796201XXX	17795101XXX 17930151XXX	17795201XXX 17930011XXX	17799801XXX
decor-line				
8 mm	17796201XXX	17795101XXX	17021861XXX	17799801XXX
color-line				
8 mm	17796201XXX	17795101XXX	17026381XXX 17026411XXX***	17799801XXX



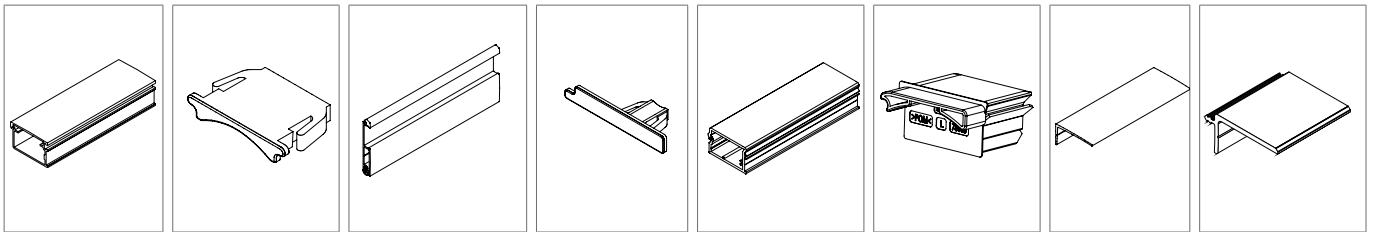
Running direction into the rear wall	90° connector	Running track	Cover	Centre stop*
metallic-line				
8 mm	17799741XXX	17795101XXX 17930151XXX	17795201XXX 17930011XXX	17799801XXX
decor-line				
8 mm	17799741XXX	17795101XXX	17021861XXX	17799801XXX
color-line				
8 mm	17799741XXX	17795101XXX	17026381XXX 17026411XXX***	17799801XXX

* Use in 2-door cabinets

*** Solid-coloured with lacquer

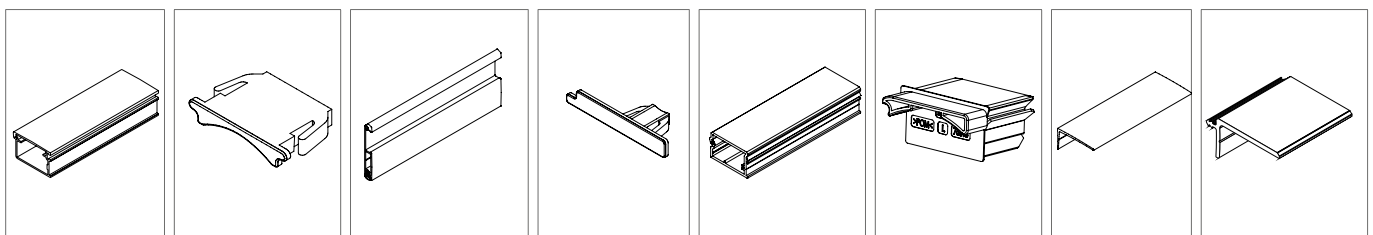


Zubehör



Slam rail Variant 1	Slam rail glide Variant 1	Combination slam rail - Variant 2	Slam rail glide Variant 2	Slam rail	Slam rail glide	Vertical pelmet	Vertical pelmet
------------------------	------------------------------	--------------------------------------	------------------------------	-----------	-----------------	--------------------	--------------------

17794601XXX**	17799041XXX	17794801XXX	17799141XXX			17796501XXX	
17930061XXX**		17930071XXX				17930041XXX	
				17028321XXX	17932381XXX		17028251XXX
				17028281XXX	17932381XXX		17028221XXX
				17028311XXX***			17028241XXX***



Slam rail Variant 1	Slam rail glide Variant 1	Combination slam rail - Variant 2	Slam rail glide Variant 2	Slam rail	Slam rail glide	Vertical pelmet	Vertical pelmet
------------------------	------------------------------	--------------------------------------	------------------------------	-----------	-----------------	--------------------	--------------------

17794601XXX**	17799041XXX	17794801XXX	17799141XXX			17796501XXX	
17930061XXX		17930071XXX				17930041XXX	
				17028321XXX	17932381XXX		17028251XXX
				17028281XXX	17932381XXX		17028221XXX
				17028311XXX***			17028241XXX***

** Notching out, see assembly instructions

*** Solid-coloured with lacquer

3 HORIZONTAL USE

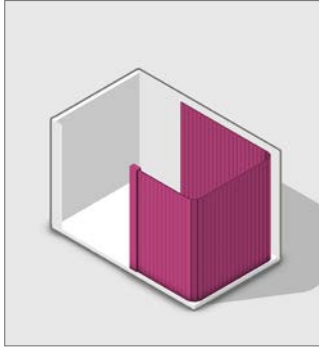
TOP BASIC runner system

Surface-mounted system



Properties

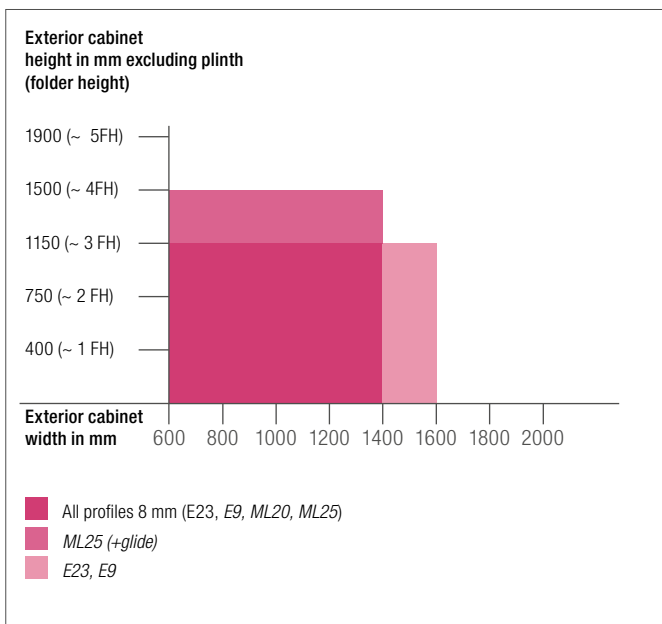
- Easy assembly
- No routing: just cut to length, screw together, done!
- Can also be fitted retrospectively
- Runner system in solid colours



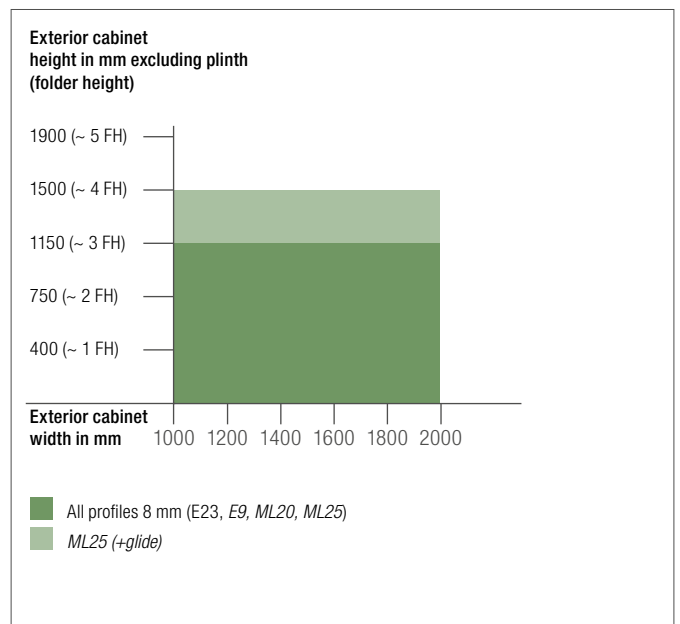
Profile type	8 mm Profile thickness	12 mm Profile thickness
E23	■	
E9	□	
metallic-line 20	□	
metallic-line 25	□	
SE26		
E4		
Design line		
metallic-line	□	
decor-line (runner system in solid colours)	■	
color-line	■	

□ Conditional recommendation, as metallic-line and E9 do not match TOP BASIC colours.

Tambour door profiles used in single-door horizontal cabinet



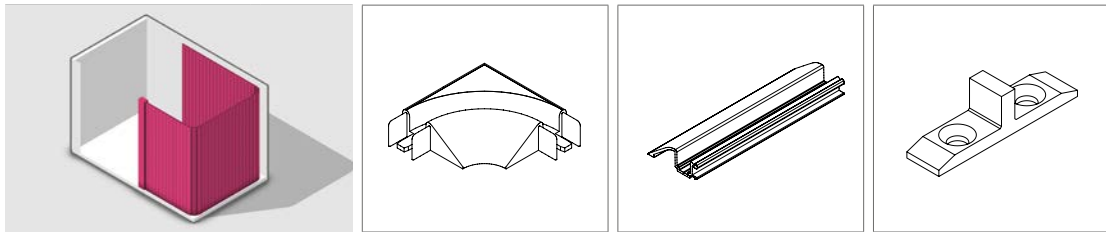
Tambour door profiles used in two-door horizontal cabinet



3 HORIZONTAL USE


TOP BASIC runner system

Runner system

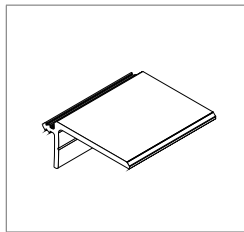
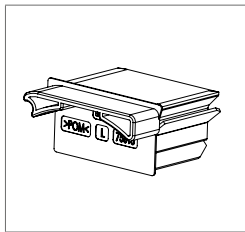
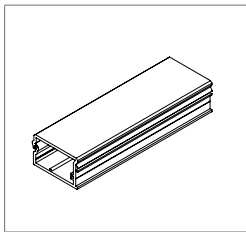


Running direction into the rear wall	90° connector	Running track	Centre stop*
decor-line			
8 mm	17799501XXX	17058081XXX	17799801XXX
color-line			
8 mm	17799501XXX	17058081XXX	17799801XXX

* Use in 2-door cabinets



Accessories



Slam rail	Slam rail glide	Vertical pelmet
17028321XXX	17932381XXX	17028251XXX
17028281XXX	17932381XXX	17028221XXX
17028311XXX**		17028241XXX**

** Solid-coloured with lacquer

3 HORIZONTAL USE



FRAME runner system

Protruding system



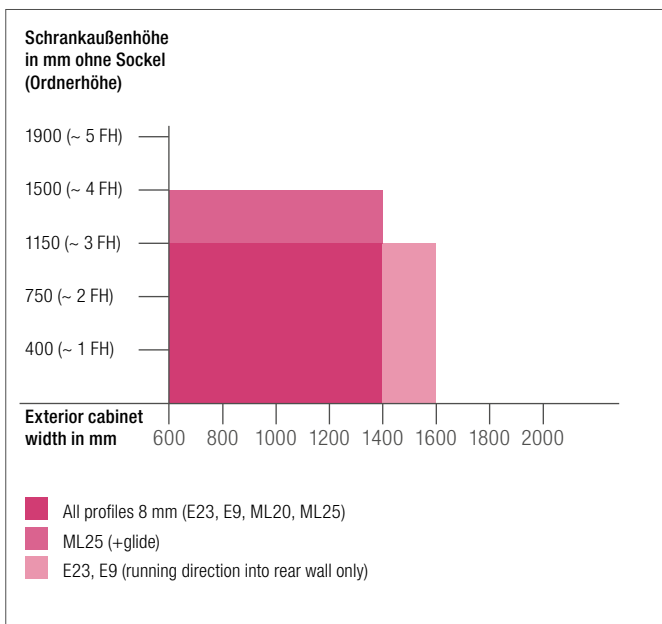
Properties

- Captivating design in framed look
- Easy assembly: no routing: just cut to length, screw together, done!
- Coherent front design for horizontal and vertical cabinets
- Protruding runner system (19 mm) appears flush-mounted to standard hinged doors

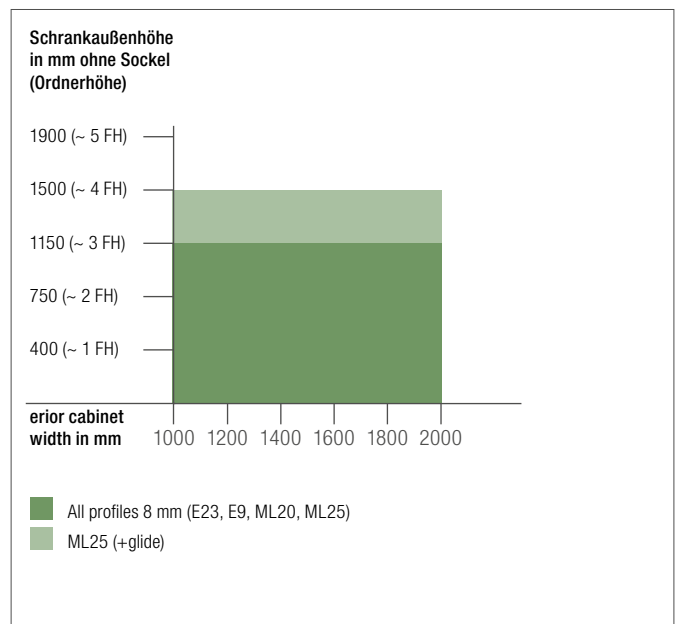


Profile type	8 mm Profile thickness	12 mm Profile thickness
E23	■	
E9	■	
metallic-line 20	■	
metallic-line 25	■	
SE26		
E4		
Design line		
metallic-line	■	
decor-line	■	
color-line	■	

Tambour door profiles used in single-door horizontal cabinet



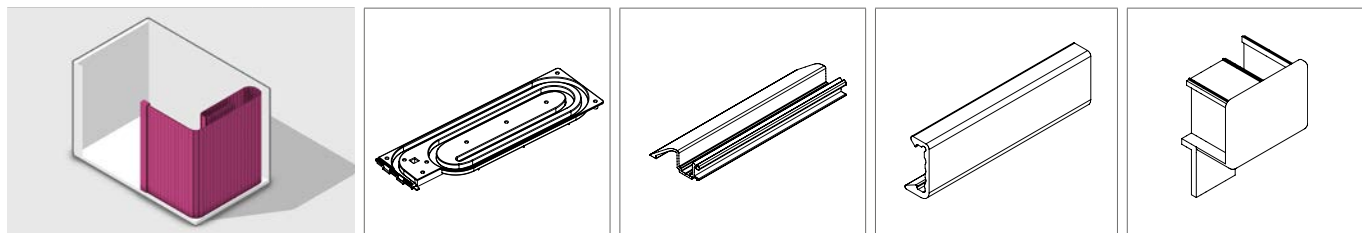
Tambour door profiles used in two-door horizontal cabinet



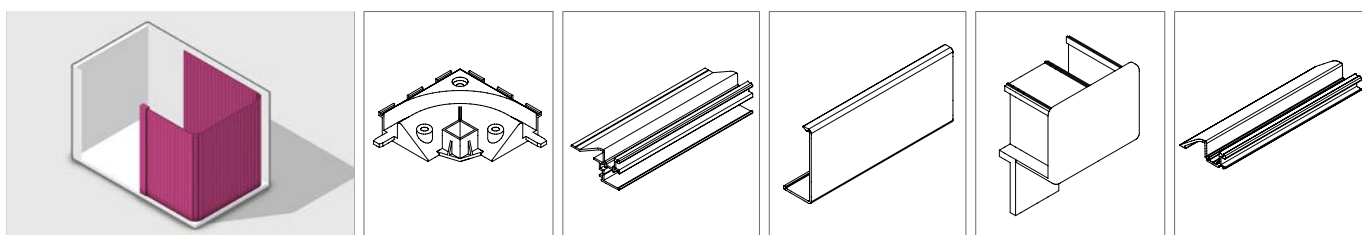
3 HORIZONTAL USE

FRAME runner system

Runner system




Running direction into the side wall	Spiral track 4-way	Running track	Cover	End cap
metallic-line				
8 mm	17796201XXX	17795501XXX 17930161XXX	17795601XXX 17930091XXX	17796301XXX
decor-line				
8 mm	17796201XXX	17795501XXX	17021871XXX	17796301XXX
color-line				
8 mm	17796201XXX	17795501XXX	17026521XXX 17026531XXX*	17796301XXX

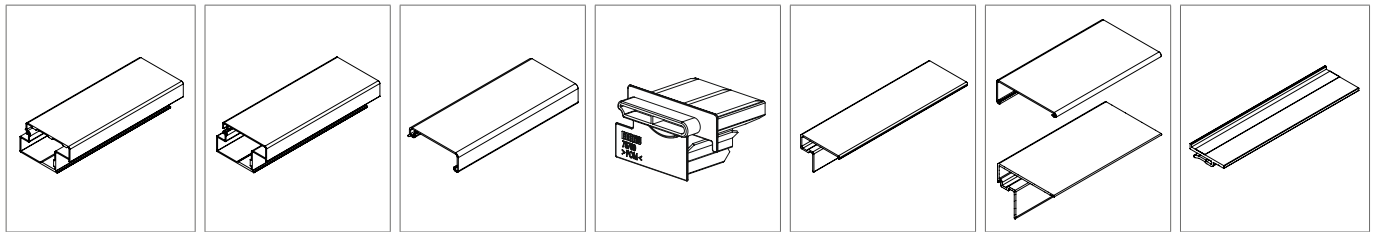


Running direction into the rear wall	90° connector	Running track FRAME	Cover	End cap	Running track TOP
metallic-line					
8 mm	17799741XXX	17795501XXX 17930161XXX	17795601XXX 17930091XXX	17796301XXX	17795101XXX 17930151XXX
decor-line					
8 mm	17799741XXX	17795501XXX	17021871XXX	17796301XXX	17795101XXX
color-line					
8 mm	17799741XXX	17795501XXX	17026521XXX 17026531XXX*	17796301XXX	17795101XXX

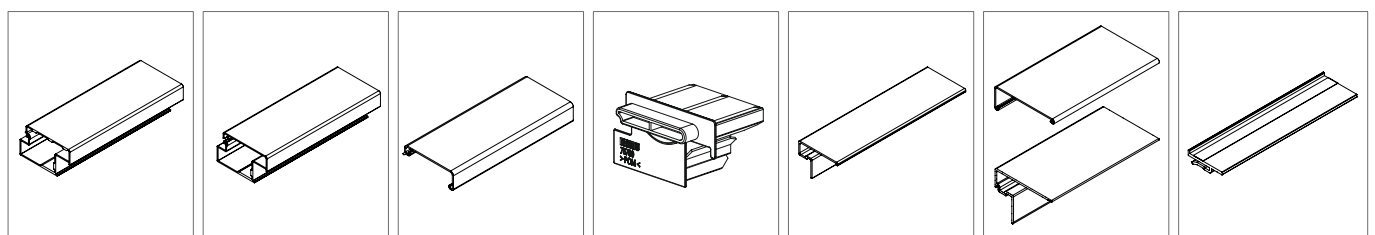
* Solid-coloured with lacquer



Accessories



Slam rail	Slam rail (bottom)	Slam rail (Cover)	Slam rail glide	Vertical pelmet	Vertical pelmet	Fitting profile
17794901XXX 17930081XXX			17798841XXX	17930691XXX** 17930781XXX**		17930791XXX 17930791XXX
	17799441XXX	17021881XXX	17798841XXX		17021891XXX** 17930741XXX**	17930791XXX 17930791XXX
	17799441XXX	17027591XXX 17027611XXX*	17798841XXX		17027351XXX** 17930741XXX**	17930791XXX 17930791XXX



Slam rail	Slam rail (bottom)	Slam rail (Cover)	Slam rail glide	Vertical pelmet	Vertical pelmet	Fitting profile
17794901XXX 17930081XXX			17798841XXX	17930691XXX** 17930781XXX**		17930791XXX 17930791XXX
	17799441XXX	17021881XXX	17798841XXX		17021891XXX** 17930741XXX**	17930791XXX 17930791XXX
	17799441XXX	17027591XXX 17027611XXX*	17798841XXX		17027351XXX** 17930741XXX**	17930791XXX 17930791XXX

* Solid-coloured with lacquer

** Use of the assembly profile is required in order to achieve a uniform, framed appearance. In addition, the assembly is made easier.

4 VERTICAL USE

Complete systems

For the vertical use of tambour doors, REHAU offers a complete system. Through the combination of RAUVOLET components, you have a variety of options for the design of your cabinet.

Our diverse range of counter-balancing mechanisms means there is a solution for every application: from the the small caddy, to tall office wall units, to high quality kitchen installations.

The focus here is on design and function.


You have the following options:

Modular concept

Combine tambour door profiles, running track, accessories, colours and sizes **individually for yourself**, according to your personal requirements.

Tambour door configurator

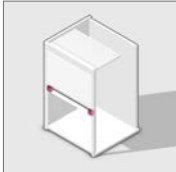
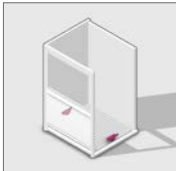
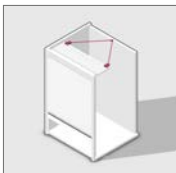
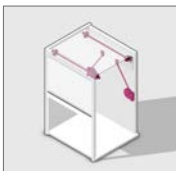
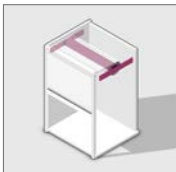
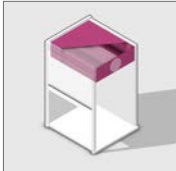

With the convenient online tambour door configurator, **order a ready-made set made-to-measure in just 7 easy steps!**





4 VERTICAL USE

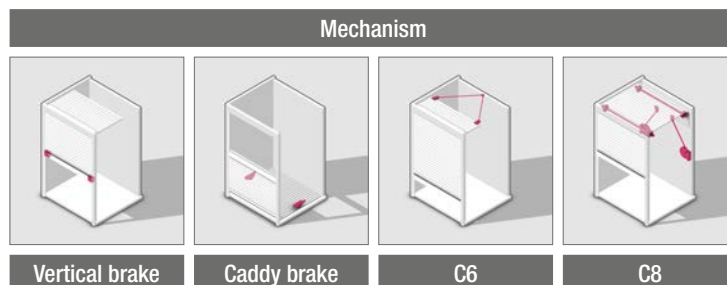
Overview of vertical systems

	Mechanism	Delivery
Mechanisms for bespoke design	 <p>Vertical brake</p>	<ul style="list-style-type: none"> - Construction kit - Ready-made set
	 <p>Caddy brake</p>	<ul style="list-style-type: none"> - Construction kit - Ready-made set
	 <p>C6 vertical counter-balancing mechanism</p>	<ul style="list-style-type: none"> - Construction kit - Ready-made set
	 <p>C8 counter-balancing mechanism</p>	<ul style="list-style-type: none"> - Construction kit - Ready-made set
C3 installation set	 <p>C3 winding mechanism Convenient running properties, maximum range of uses</p>	<ul style="list-style-type: none"> - Construction kit - Ready-made set
C-box cassette system	 <p>C3 wound Pre-assembled, ready-made space-saving module with extended cabinet heights</p>	<ul style="list-style-type: none"> - Ready-made set
	 <p>Spiral track Pre-assembled, ready-made space-saving module Modul</p>	<ul style="list-style-type: none"> - Ready-made set

Bespoke Design	Office / Living Room	Kitchen		Details
Individual cabinet	Individual cabinet	Standard sets	Made-to-measure sets	
■				Page 36
■				Page 38
■				Page 40
■				Page 42
	■	■	■	Page 46
	■	■	■	Page 47
		■		Page 47

4 VERTICAL USE

Special designs



Running direction	Vertical brake	Caddy brake	C6	C8
Rear wall	■		■	■
Spiral track	■	■		
Runner system	Vertical brake	Caddy brake	C6	C8
CLASSIC	■	■	■	■
FLEX	■		□	■
TOP BASIC	□		■	■
TOP	□	■	■	■
FRAME		■	■	■

□ Recommended conditionally



Prague golf club, Czech Republic: RAUVOLET tambour door cabinet in the entrance area

4 VERTICAL USE

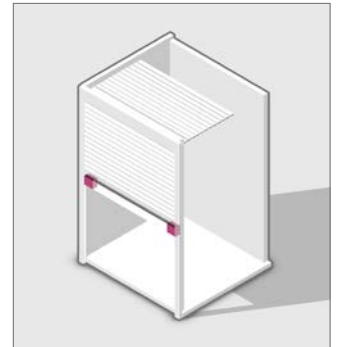
Vertical brake



Properties

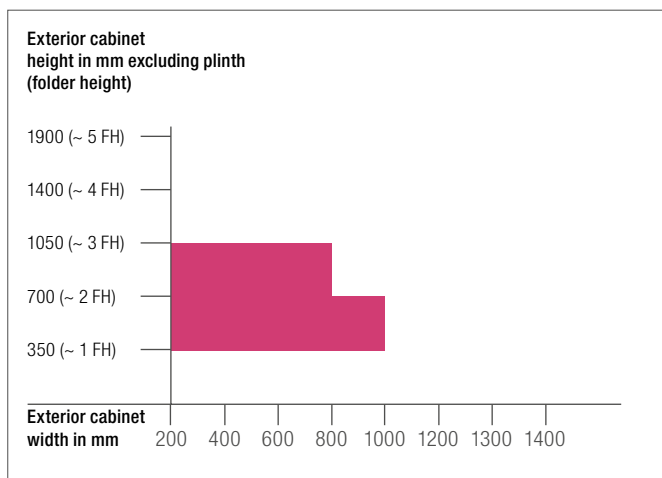
- Dual function as a slam rail glide specifically for small cabinets
- Slowing the tambour door when opening and closing
- Braking action adjustable individually and on both sides
- Can be combined with slam rails mat. no. 17028281XXX, 17028311XXX and 17028321XXX
- Use with RAUVOLET E23

Runner system	CLASSIC		FLEX	TOP	TOP BASIC	FRAME
Profile thickness	8 mm	12 mm	8 mm	8 mm	8 mm	8 mm
Running direction:						
Rear wall	■		■	□	□	
Spiral track	■		■			
Profile type						
E23	■		■	□	□	
E9						
metallic-line 20						
metallic-line 25						
SE26						
E4						
Design line						
color-line	■	■		□	□	
decor-line	■	■		□	□	
metallic-line						



□ Recommended conditionally

Recommended use:



Mat. no. 17028861XXX

4 VERTICAL USE

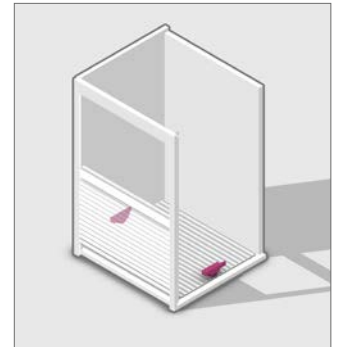
Caddy brake



Properties

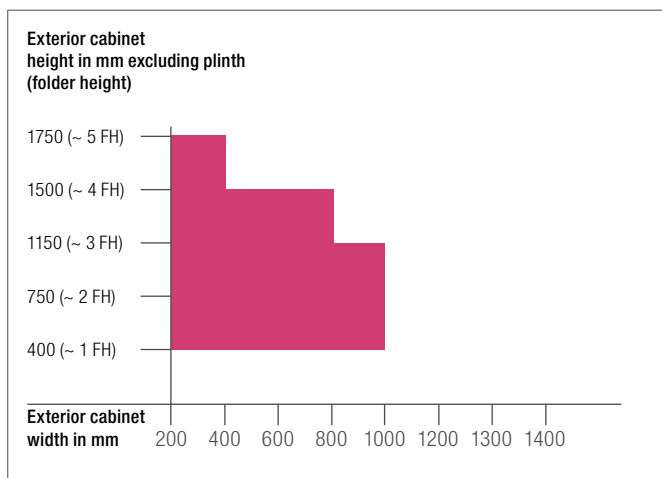
- Use in wooden cabinets with recessed or surface-mounted running tracks and spiral tracks
- Patented braking module
- Easy installation with very little preparation
- Opening direction from top to bottom
- Can be adjusted retrospectively
- One brake per cabinet is usually sufficient although a second brake can be installed on the opposite side if required.
- Use with RAUVOLET E23 and metallic-line 25
- Installation of a lock is required

Runner system	CLASSIC		FLEX	TOP	TOP BASIC	FRAME
Profile thickness	8 mm	12 mm	8 mm	8 mm	8 mm	8 mm
Running direction:						
Rear wall						
Spiral track	■	□		■		■
Profile type						
E23	■			■		■
E9	■					
metallic-line 20						
metallic-line 25	■			■		■
SE26		□				
E4		□				
Design line						
color-line	■	□		■		■
decor-line	■	□		■		■
metallic-line	■			■		■



□ Recommended conditionally

Recommended use:



Mat. no. 17796401XXX

4 VERTICAL USE

C6 vertical counter-balancing mechanism

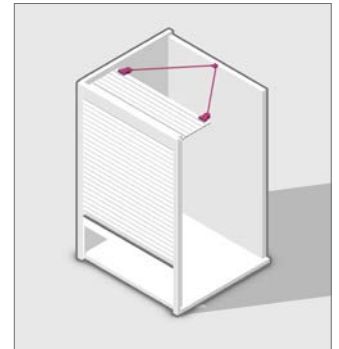


© Martela

Properties

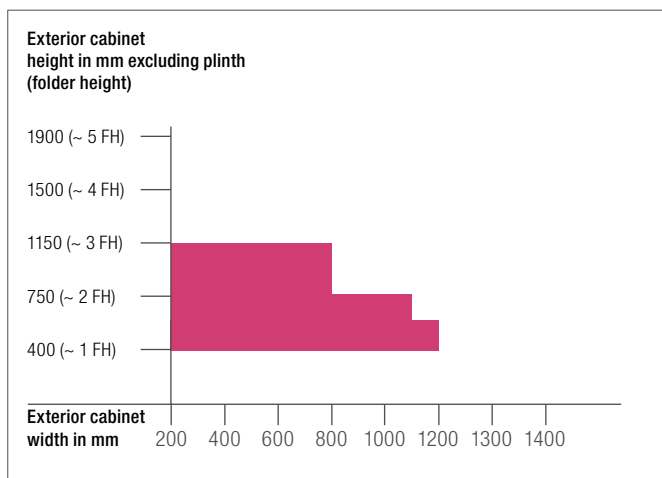
- Use in wooden cabinets with recessed or surface-mounted running tracks and running direction into the rear wall
- Active counter-balance for opening from bottom to top
- Simple solution with minimum space requirement in the cabinet
- Use with RAUVOLET E23 and metallic-line 20

Runner system	CLASSIC		FLEX	TOP	TOP BASIC	FRAME
Profile thickness	8 mm	12 mm	8 mm	8 mm	8 mm	8 mm
Running direction						
Rear wall	■		□	■	■	■
Spiral track						
Profile type						
E23	■		□	■	■	■
E9	□		□	□		□
metallic-line 20	■		□	■		■
metallic-line 25	□		□	□		□
SE26						
E4						
Design line						
color-line	■		□	■	■	■
decor-line	■		□	■	■	■
metallic-line	■		□	■		■



□ Recommended conditionally

Recommended use:



Mat. no. 17799701XXX

4 VERTICAL USE

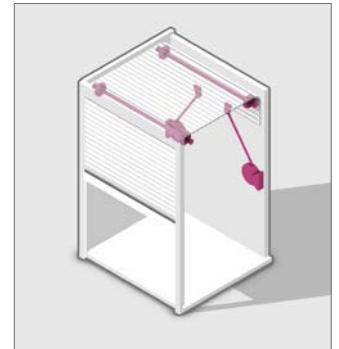
C8 counter-balancing mechanism



Properties

- Complete system for vertical use in wooden cabinets
- Broad range of uses
- Active counter-balance of the tambour door in virtually any opening position
- Minimum space requirement due to installation in the back of the cabinet
- Maximum flexibility in tambour door profile selection
- Can be retro-fitted from outside the cabinet

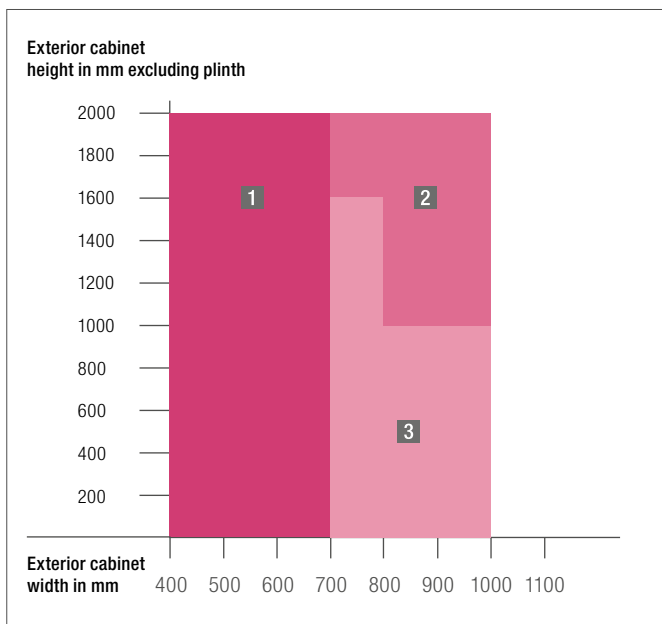
Runner system	CLASSIC		FLEX	TOP	TOP BASIC	FRAME
Profile thickness	8 mm*	12 mm**	8 mm	8 mm	8 mm	8 mm
Running direction						
Rear wall	■	■	■	■	■	■
Spiral track						
Profile type						
E23	■		■	■	■	■
E9	■		■	■		■
metallic-line 20	■		■	■		■
metallic-line 25	■		■	■		■
SE26		■				
E4		■				
Design line						
color-line	■	■	■	■	■	■
decor-line	■	■	■	■	■	■
metallic-line	■		■	■	□	■



* Board thickness ≥ 16 mm
 ** Board thickness ≥ 18 mm

□ Recommended conditionally

Recommended use:



Mat. no. 1793310XXX C8 mechanism



Mat. no. 17933201XXX guide roller set

- 1** 1 x C8 mat. no. 17933101XXX
- 2** 2 x C8 mat. no. 17933101XXX + 1 x mat. no. 17933201XXX
- 3** 1 x C8 mat. no. 17933101XXX + 1 x mat. no. 17933201XXX

4 VERTICAL USE

System comparison C3 installation set / C-Box cassette system

Several solutions are available for vertical applications, such as the C3 installation set and the C-Box cassette system.

System	C3 installation set		C-Box cassette system		
Mechanism	C3 winding mechanism		C3 wound		Spiral track
Delivery	Standard sets	Made-to-measure sets*	Standard sets	Made-to-measure sets*	Standard sets
Application	Kitchen	Office / living room: individual carcass Kitchen	Kitchen	Office / living room: individual carcass Kitchen	Kitchen
Profile type	metallic-line 20	E23 metallic-line 20 metallic-line 25	metallic-line 20 metallic-line 25	E23 metallic-line 20 metallic-line 25	metallic-line 20 metallic-line 25 metallic-line 50 vetro-line

Made-to-measure sets can be ordered in the REHAU tambour door configurator.


* Planning with tambour door configurator



4 VERTICAL USE

C3 installation set

C3 winding mechanism



Complete system for vertical use:

- Smooth running properties
- Optimum counter-balance with high-quality sprung core mechanism
- Minimum space requirement for all cabinet heights due to guide roller and coil principle
- Up to max. 6 folder heights
- Increased flexibility through use of extension piece, Internal widths from 350 to 1184 mm are possible.
- Use with RAUVOLET E23, metallic-line 20 and metallic-line 25

You can plan the C3 winding mechanism made-to-measure using the tambour door configurator, assemble it yourself as a construction kit, or obtain it as a standard set.

Scope of delivery:

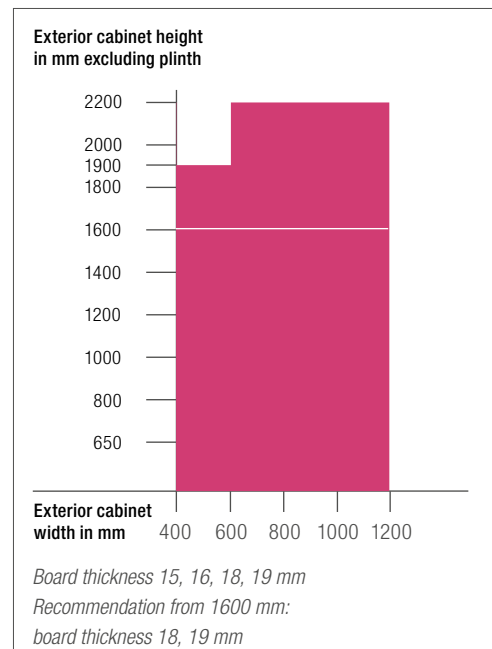
1 Mechanism (incl. connecting profile)

Exterior carcass width (mm)	Interior carcass width (mm)	Mat. no.
400	350-384	17793101XXX
400 + Verlängerung	385-549	17793101XXX + 17793201XXX
600	550-584	17798401XXX
600 + Verlängerung	585-749	17798401XXX + 17793201XXX
800	750-784	17798501XXX
800 + Verlängerung	785-949	17798501XXX + 17793201XXX
1000	950-984	17798601XXX
1000 + Verlängerung	985-1149	17798601XXX + 17793201XXX
1200	1150-1184	17798701XXX

2 Extension + guide roller wheel set

17793201XXX

Possible use:



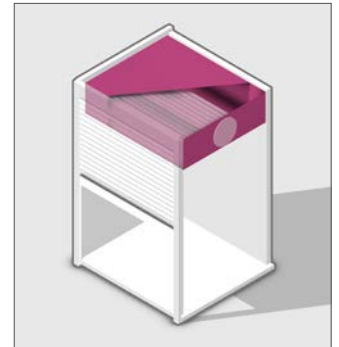
4 VERTICAL USE

C-Box cassette system


C3 wound / spiral track

These cassette solutions represent design in the blink of an eye:

- Depending on the application, a spiral track or winding mechanism is used
- Completely pre-assembled system
- Self-explanatory installation and fool-proof assembly
- Simply screw the module and accessories in the carcass and a high-quality tambour door cabinet is ready for you to use
- Low cassette height requires minimum space in the cabinet
- Use with RAUVOLET E23, metallic-line 20, metallic-line 25, metallic-line 50



C3 gewickelt

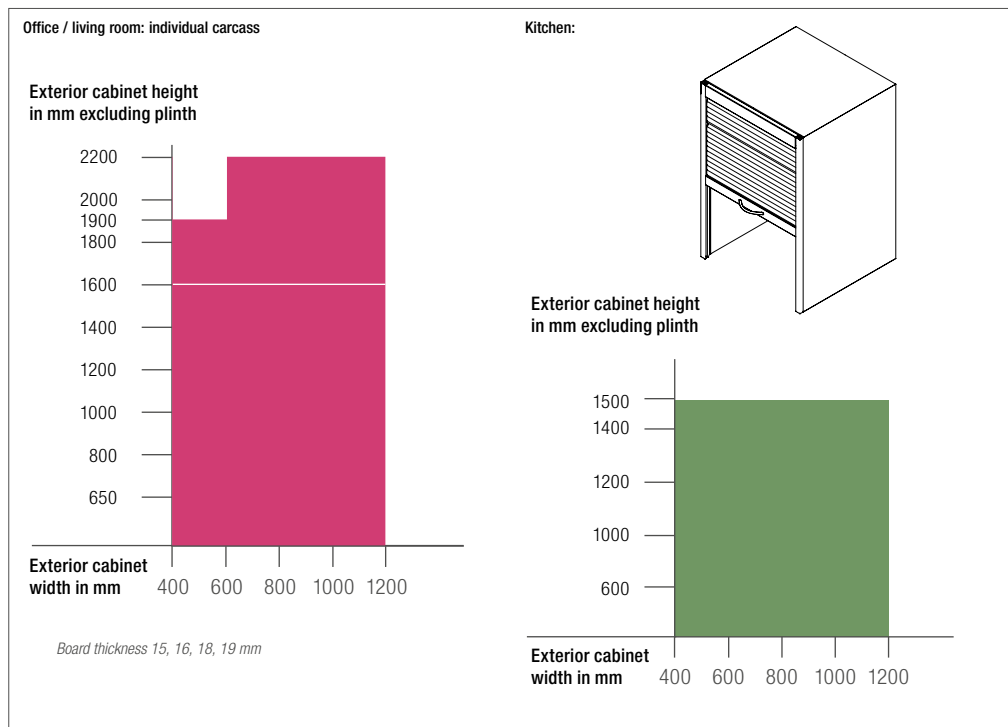


Spiral track

You can plan the C-Box winding mechanism made-to-measure using the tambour door configurator or obtain it as a standard set. The C-Box with spiral track is available only as a standard set.

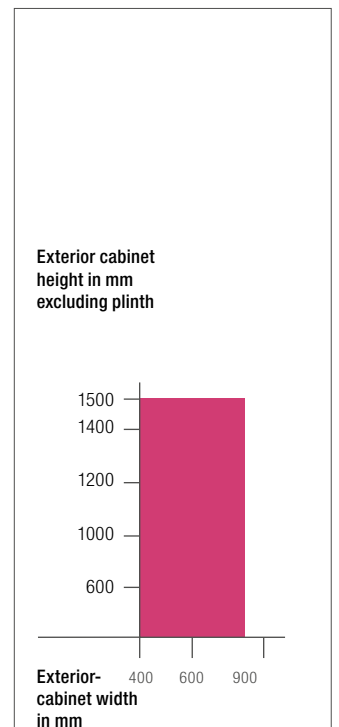
Possible use

C3 wound:



Possible use

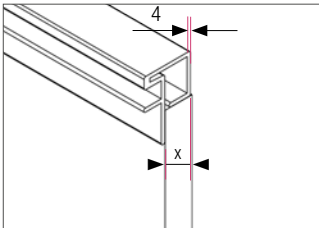
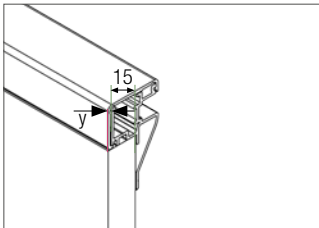
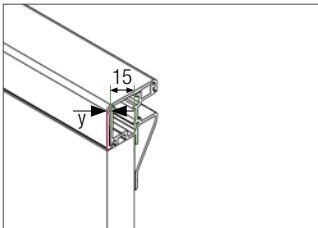
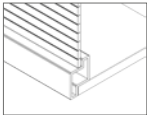
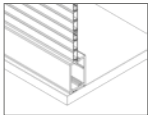
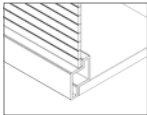
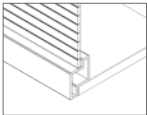
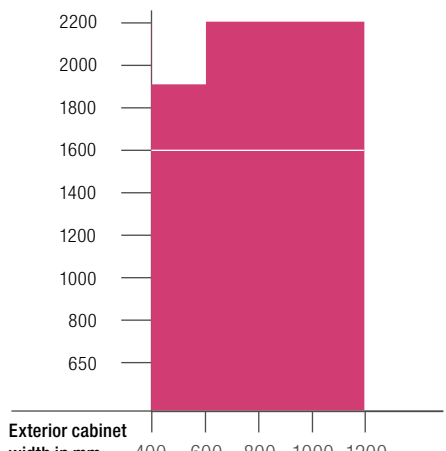
Spiral track:



4 VERTICAL USE


Individual carcass design

Application: Office / Living room

	Office / Living room					
	Individual carcass					
Application						
System	C3 installation set			C-Box cassette system		
Mechanism	C3 winding mechanism			C3 wound		
Runner system	Anodised aluminium		FRAME		FRAME	
Track cover						
Carcass type	 Classic design		 Vorgezogener Boden		 Classic design	
					 Classic design with combination slam rail	
Delivery	Construction kit			Made-to-measure set		
				Made-to-measure set		
Profile type	E23 metallic-line 20 metallic-line 25			E23 metallic-line 25		
Use	<p>Exterior cabinet height in mm excluding plinth</p>  <p>Exterior cabinet width in mm</p> <p>Board thickness 15, 16, 18, 19 mm</p>					

$x = 12 \text{ mm}$ (for board thickness 16 mm) / $x = 15 \text{ mm}$ (for board thickness 19 mm)

$y = 1 \text{ mm}$ (for board thickness 16 mm) / $y = 4 \text{ mm}$ (for board thickness 19 mm)

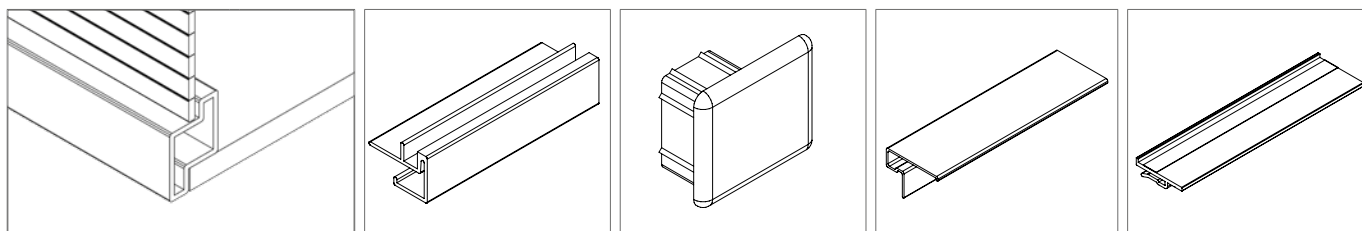


4 VERTICAL USE

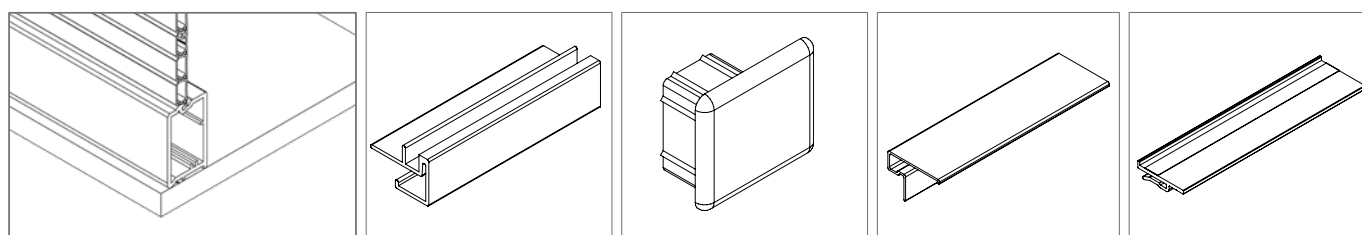
Alu runner system, anodised, C3 installation set, C3 winding mechanism

Regardless of whether you are building individual carcass or endless design, the aluminium runner system in colour 230L makes your cabinet stand out! You have the choice between two cabinet designs: "classic design" or "protruding base".

Runner system



Classic design	Board-thickness	Running track	End cap	Vertical pelmet	Assembly profile
metallic-line	16 mm	17798901XXX	17930401XXX	17930691XXX*	17930791XXX
	19 mm	17798801XXX	17930301XXX	17930781XXX*	17930791XXX
decor-line	16 mm	17798901XXX	17930401XXX	17930691XXX*	17930791XXX
	19 mm	17798801XXX	17930301XXX	17930781XXX*	17930791XXX
color-line	16 mm	17798901XXX	17930401XXX	17930691XXX*	17930791XXX
	19 mm	17798801XXX	17930301XXX	17930781XXX*	17930791XXX



Protruding base	Board thickness	Running track	End cap	Vertical pelmet	Assembly profile
metallic-line	16 mm	17798901XXX	17930401XXX	17930691XXX*	17930791XXX
	19 mm	17798801XXX	17930301XXX	17930781XXX*	17930791XXX
decor-line	16 mm	17798901XXX	17930401XXX	17930691XXX*	17930791XXX
	19 mm	17798801XXX	17930301XXX	17930781XXX*	17930791XXX
color-line	16 mm	17798901XXX	17930401XXX	17930691XXX*	17930791XXX
	19 mm	17798801XXX	17930301XXX	17930781XXX*	17930791XXX

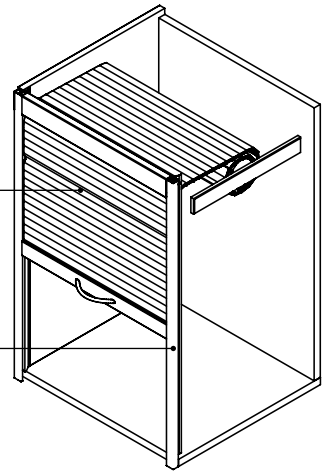
* Use of the assembly profile is required in order to achieve a uniform, framed appearance. In addition, the assembly is made easier.



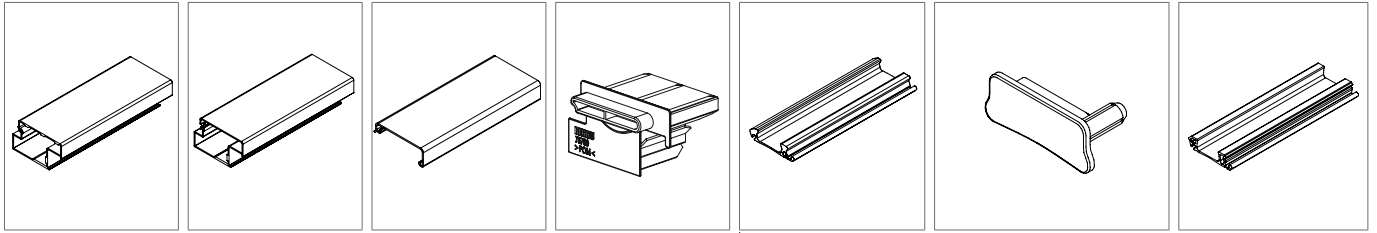
See also "4.3.1 C3 installation set" on page 48

Tambour door
carpet and slam rails
colour: various (p. 8)

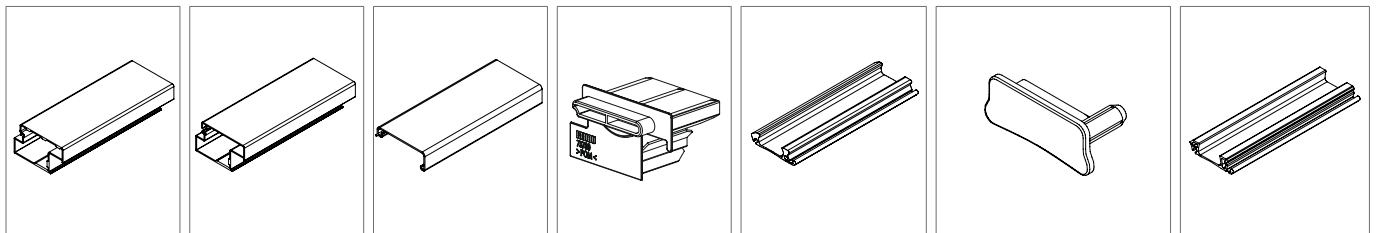
Runner system
colour: aluminium
230L



Accessories



Slam rail	Slam rail (bottom)	Slam rail (Cover)	Slam rail glide	Mid-grip profile*** Variant 1	Mid-grip glide Variant 1	Mid-grip profile*** Variant 2
17794901XXX**			17798841XXX	17799301XXX	17799601XXX	
	17799441XXX	17021881XXX	17798841XXX			17799201XXX
	17799441XXX	17027591XXX 17027611XXX****	17798841XXX			17028261XXX 17028271XXX****




Slam rail	Slam rail (bottom)	Slam rail (Cover)	Slam rail glide	Mid-grip profile*** Variant 1	Mid-grip glide Variant 1	Mid-grip profile*** Variant 2
17794601XXX**	17799041XXX			17799301XXX	17799601XXX	
		17028321XXX	17932381XXX			17799201XXX
		17028281XXX 17028311XXX****	17932381XXX			17028261XXX 17028271XXX****

** Notching out, see assembly instructions

*** From a cabinet height of 1300 mm, a mid-grip profile is recommended. In the configurator, a mid-grip profile is added from a height of 1301 mm, which can optionally be deselected.

**** Solid-coloured with lacquer



4 VERTICAL USE

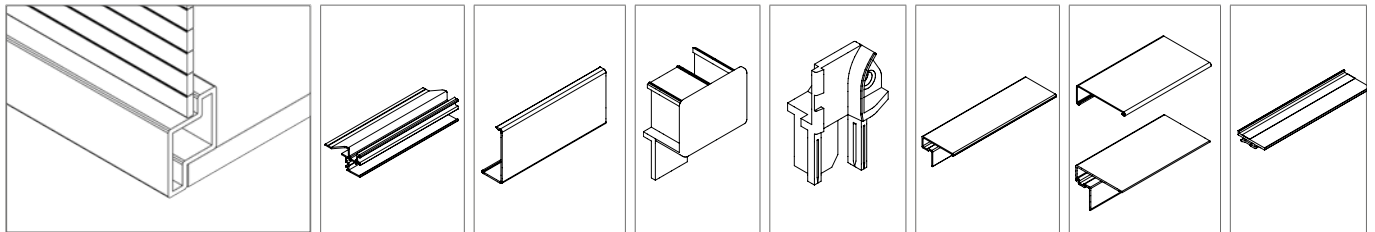
FRAME runner system, C3 installation set, C3 winding mechanism

The FRAME runner system can be colour-matched to your tambour doors.

At the same time, horizontal and vertical cabinets can be created in perfect design combination.

Select the appropriate runner from the design lines listed below with the "classic design" cabinet structure.

Runner system



Classic design	Board thickness	Running track	Cover	End cap	Inlet guide	Vertical pelmet	Vertical pelmet	Assembly profil
metallic-line	16 mm	17795501XXX*	17795601XXX	17796301XXX	17930101XXX	17930691XXX*		17930791XXX
	19 mm	17930161XXX	17930091XXX			17930781XXX*		17930791XXX
decor-line	16 mm	17795501XXX*	17021871XXX	17796301XXX	17930101XXX		17021891XXX	17930791XXX
	19 mm						17930741XXX*	17930791XXX
color-line	16 mm	17795501XXX*	17026521XXX	17796301XXX	17930101XXX		17027351XXX	17930791XXX
	19 mm		17026531XXX***				17027361XXX***	17930791XXX
							17930741XXX*	

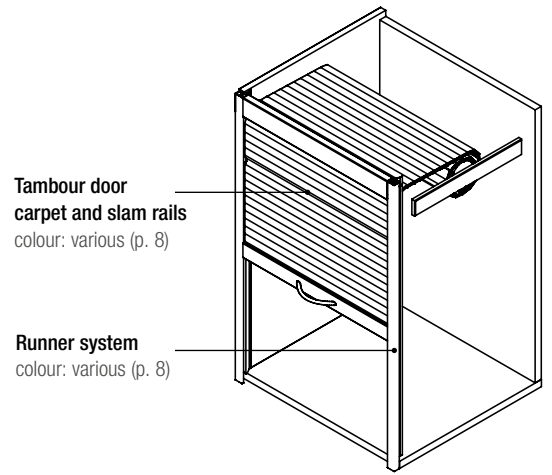
* Use of the assembly profile is necessary in order to achieve a uniform framed appearance. In addition, the assembly is made easier.

** From a cabinet height of 1300 mm, a mid-grip profile is recommended. In the configurator, a mid-grip profile is added from a height of 1301 mm, which can be optionally deselected.

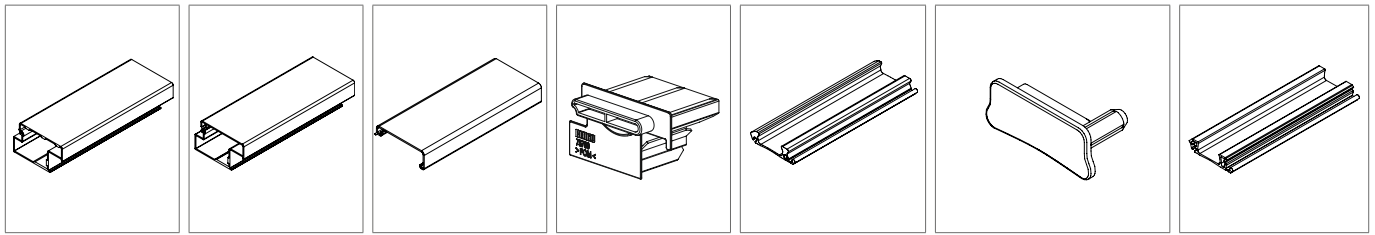
*** Solid-coloured with lacquer




See explanation on page 48



Accessories



Slam rail	Slam rail (bottom)	Slam rail (Cover)	Slam rail glide	Mid-grip profile*** Variant 1	Mid-grip glide Variant 1	Mid-grip profile*** Variant 2
17794901XXX 17930081XXX			17798841XXX	17799301XXX 17930141XXX	17799601XXX	
	17799441XXX	17021881XXX	17798841XXX			17799201XXX
	17799441XXX	17027591XXX 17027611XXX***	17798841XXX			17028261XXX 17028271XXX***



* Use of the assembly profile is required in order to achieve a uniform, framed appearance. In addition, the assembly is made easier.

** From a cabinet height of 1300 mm, a mid-grip profile is recommended. In the configurator, a mid-grip profile is added from a height of 1301 mm, which can optionally be deselected.

*** Solid-coloured with lacquer

4 VERTICAL USE

FRAME runner system, C-Box cassette system, C3 wound

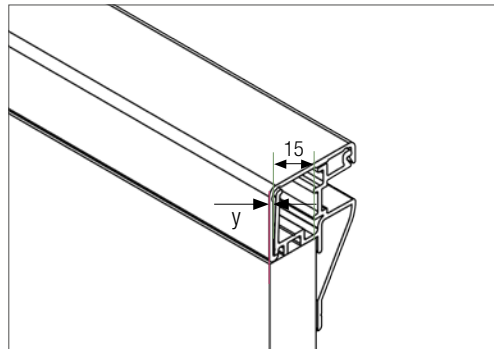


This cassette solution represents design in the blink of an eye:

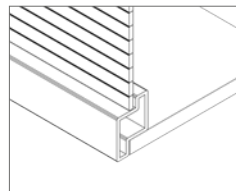
- Completely pre-assembled system
- Self-explanatory installation and fool-proof assembly
- Simply screw the module and accessories in the carcass and a high-quality tambour door cabinet is ready for you to use
- Use with RAUVOLET E23 color-line, decor-line, creative-line, metallic-line 25 in aluminium 230L, stainless steel 360L
- Board thicknesses: 15, 16, 18, 19mm

Use the REHAU tambour door configurator to order your made-to-measure set ready to install.

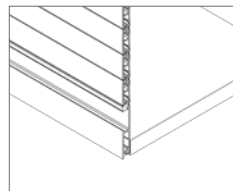
Track cover



Classic design



Classic design with combination slam rail

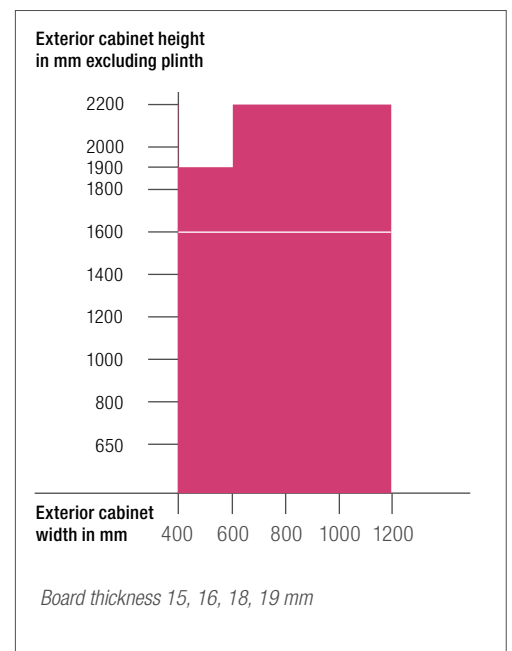


Cassette side panel available in two different heights:

Korpshöhe	Höhe Seitenteil
650 - 1600 mm	164 mm
1601 - 2200 mm	184 mm

*Caution:
Allow for the space
required in the carcass*

Possible use:



y= 1 mm (for board thickness 16 mm) / y= 4 mm (for board thickness 19 mm)



4 VERTICAL USE

Frame4 RAUVOLET metallic-line, C-Box cassette system, C3 wound



In the kitchen, purism is a popular theme. The new, delicate frame4 runner system successfully transfers this look to the tried and tested RAUVOLET metallic-line tambour door system.

With its 25 mm wide profile in genuine anodised aluminium or stainless steel, the tried and tested RAUVOLET metallic-line tambour combines the functional properties of a polymer tambour door system with the attractive appearance of a high-quality real metal.

From now on, the new, subtle frame4 runner system offers a consistent design for the RAUVOLET metallic-line tambour door.

At only 4 mm wide, it frames the clean metallic-lines of the shutter creating a visually striking element.

frame4 RAUVOLET metallic-line is supplied as a ready-made vertical cassette system and therefore guarantees easy installation.

Dimensions:

frame4 RAUVOLET metallic-line is available in four standard sizes (W x H):

- 600 mm x 1000 mm
- 600 mm x 1500 mm
- 900 mm x 1000 mm
- 900 mm x 1500 mm

Properties

- In stylish aluminium or stainless steel finish
- Delicate runner system and refined accessories
- Ready-made complete vertical system
- Easily installed cassette solution

Cabinet depth:

The minimum installation depth is 269 mm, the maximum depth 380 mm

Board thickness:

Suitable for the popular board thicknesses 16, 18, 19 mm. The system is designed for the exterior cabinet width; the interior width is not significant here. All board thicknesses can therefore be accommodated.

Assembly variants:

The ready-made complete vertical system can be either surface-mounted or routed into the carcass. Both variants work with board thickness 16, 18 and 19 mm.

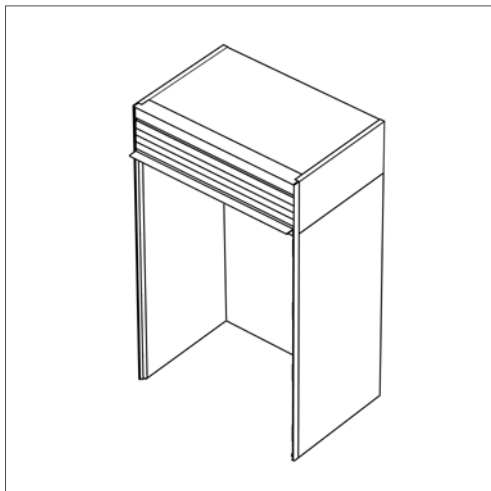
Now also available to order made-to-measure in the tambour door configurator:

www.rehau.com/tambourdoors



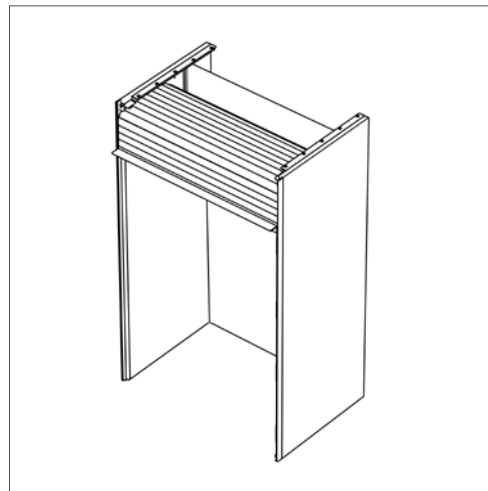
Developed with
Michael Schmidt
(code2design)

Assembly: surface-mounted



With the surface-mounted variant, the cassette system is placed on top of a standard carcass. The fascia is visible from the side.

Assembly: routed



With routed in variant, the recesses for the cassette are milled into the side walls of the carcass and are therefore not visible from the outside.

Slat width	Mechanism	Surface accessories	Min Order Quantity	Cabinet height 1000 mm		Cabinet height 1500 mm	
				Aluminium 230 L	Brushed stainless steel 360L	Aluminium 230 L	Brushed stainless steel 360L
Cabinet width 600 mm							
25 mm	C3 cassette system wound	Anodised	1 unit	17013051400	17013051300	17013251400	17013251300
25 mm	Matching Running track	Anodised	1 pair	17993801001	17993801002	17993901001	17993901002
Cabinet width 900 mm							
25 mm	C3 cassette system wound	Anodised	1 unit	17013151400	17013151300	17013351400	17013351300
25 mm	Matching Running track	Anodised	1 pair	17993801001	17993801002	17993901001	17993901002

4 VERTICAL USE

Design lines metallic-line, vetro-line: kitchen use

Be inspired by two programme lines:



RAUVOLET metallic-line

Bring exclusivity into play – the RAUVOLET metallic-line tambour door system makes it possible.

- High-quality, exclusive look
- Light, smooth running
- High operating comfort
- Pleasant feel

RAUVOLET vetro-line

Ensure you can see through – with the new, innovative RAUVOLET vetro-line glass tambour door system.

The system with tempered safety glass slats puts the contents of the kitchen cabinet into perspective without revealing too much.

- Withstands everyday stresses
- Glass surfaces
- Easy installation
- Outstanding running properties

	Kitchen											
System	C3 installation set				C-Box cassette system							
Mechanism	C3 winding mechanism				Spiral track				C3 wound			
Runner system	Anodised		Laminated		Laminated		Anodised	Laminated		Anodised*		
Profile type	metallic-line		metallic-line		metallic-line			vetro-line	metallic-line			
	20 mm	25 mm	20 mm	25 mm	20 mm	25 mm	50 mm	50 mm	20 mm	25 mm	25 mm	
Standard sets	■		■		■	■	■	■	■	■	■	
Made-to-measure sets	■	■							■	■	■	

* frame4 track system

Tambour door systems from REHAU have a high ranking in the area of kitchen furniture.

And with good reason: they are an attractive eye-catcher, break up the kitchen fronts and additionally offer maximum functionality.

Whilst conventional cabinet doors need a lot of space when opening and are often problematic to access, tambour door systems are flexible and save space.



Select the ready-to-use standard sets in modular dimensions from stock or plan your made-to-measure, ready-made set with the tambour door configurator!

4 VERTICAL USE

C3 installation set, C3 winding mechanism

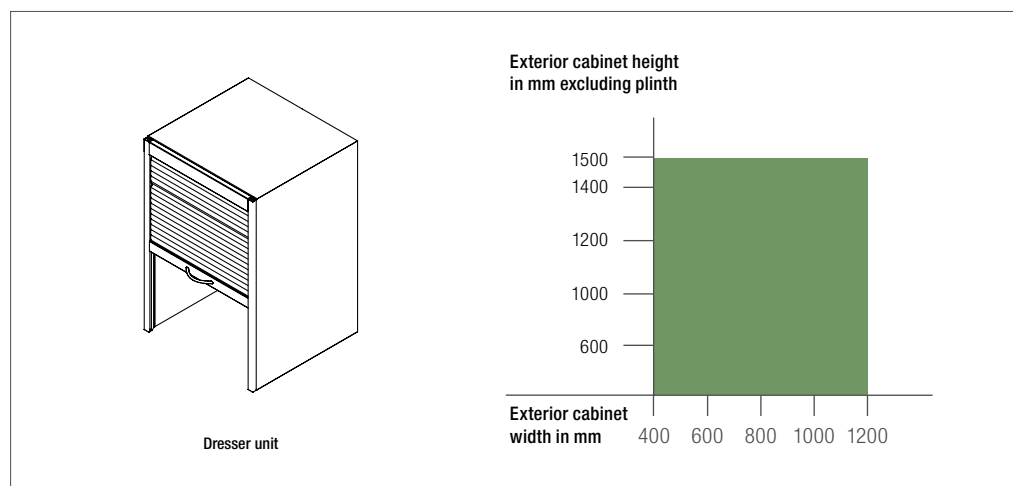
The “classic” version continues to set standards.

The system, which has been tried and tested in industrial use, impresses with its smooth running properties and maximum range of applications. *The standard sets can be ordered with the configurator using the following article numbers:*

Slat width	Mechanism	Surface / Accessories	Cabinet height 1000 mm		Cabinet height 1500 mm		Suitable for chipboard thickness			
			Aluminium 230 L	Brushed Stainless steel 360L	Aluminium 230 L	Brushed Stainless steel 360L	15 mm	16mm	18 mm	19 mm
Cabinet width 500 mm										
20 mm	C3	eloxiert	17732471400	17732471300	17803841400	17803841300			■	■
Cabinet width 600 mm										
20 mm	C3	eloxiert	17732571400	17732571300	17790881400	17790881300			■	■
25 mm	C3	eloxiert	17857191400	17857191300	17857091400	17857091300			■	■
Cabinet width 800 mm										
20 mm	C3	eloxiert			17899261400	17899261300			■	■
25 mm	C3	eloxiert			17899461400	17899461300			■	■
Cabinet width 900 mm										
20 mm	C3	eloxiert	17732771400	17732771300	17790981400	17790981300			■	■
25 mm	C3	eloxiert			17857491400	17857491300			■	■

The following range of applications applies for the made-to-measure sets:

Made-to-measure sets in profile types metallic-line 20 and 25 can be obtained using the REHAU tamb



4 VERTICAL USE

Kassettensystem C-Box, Spiral track: RAUVOLET metallic-line

Die Kassettenlösung steht für Design im Handumdrehen.

Dank eines komplett vormontierten Systems und selbsterklärender Montage ist der Einbau ein Kinderspiel. Zudem beansprucht die C-Box durch ihre niedrige Bauhöhe nur minimal Platz im Korpus.

Die Standard-Sets können Sie unter den nachfolgenden Artikelnummern über den Konfigurator bestellen:

Slat-width	Mechanism	Surface / Accessories	Min Order Quantity	Cabinet hight 1000 mm		Cabinet hight 1500 mm		Suitable for chipboard thickness 15 mm 16mm 18 mm 19 mm			
				Aluminium 230 L	Brushed Stainless steel 360L	Aluminium 230 L	Brushed Stainless steel 360L				
Cabinet width 500 mm											
20 mm	C-Box, Spiral track	Laminated	From 1 unit	17854991400		17854891400				■	■
	Matching running track		1 pair	17841391002		17841191002					
25 mm	C-Box, Spiral track	Laminated	From 1 unit			17856291400	17856291300			■	■
	Matching running track		1 pair			17841191002	17841191001				
Cabinet width 600 mm											
20 mm	C-Box, Spiral track	Laminated	From 1 unit	17855291400	17855291300	17855191400	17855191300			■	■
	Matching running track		1 pair	17841391002	17841391001	17841191002	17841191001				
25 mm	C-Box, Spiral track	Laminated	From 1 unit	17856691400	17856691300	17856591400	17856591300			■	■
	Matching running track		1 pair	17841391002	17841391001	17841191002	17841191001				
50 mm	C-Box, Spiral track	Laminated	From 1 unit			17921531400	17921531300			■	■
	Matching running track		1 pair			17894171001	17894171002				
Cabinet width 900 mm											
50 mm	C-Box, Spiral track	Laminated	From 1 unit			17922331400	17922331300			■	■
	Matching running track		1 pair			17894171001	17894171002				

4 VERTICAL USE

C-Box cassette system, C3 wound, RAUVOLET metallic-line

The cassette solution represents design in the blink of an eye:

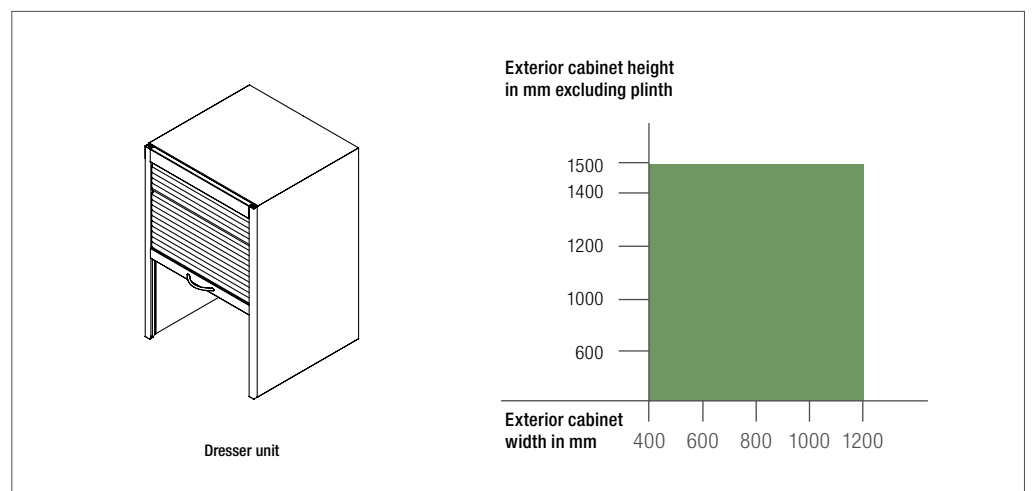
- Completely pre-assembled system
- Self-explanatory assembly and fool-proof installation
- Simply screw the module and accessories in the carcass and a high-quality tambour door cabinet is ready for you to use

The standard sets can be ordered with the configurator using the following article numbers:

Stab- breite	Mechanism	Surface / Accessories	Min Order Quantity	Cabinet height 1000 mm		Cabinet height 1500 mm		Suitable for chipboard thickness 15 mm 16mm 18 mm 19 mm
				Aluminium 230 L	Brushed stainless steel 360L	Aluminium 230 L	Brushed stainless steel 360L	
Cabinet width 500 mm								
25 mm	C-Box, C3 wound	Laminated	From 1 unit	17905051400	17905051300	17905151400	17905151300	■ ■
	Matching running track		1 pair	17886471003	17886471002	17886271003	17886271004	
Cabinet width 600 mm								
25 mm	C-Box, C3 wound	Laminated	From 1 unit	17899131400	17899131300	17899141400	17899141300	■ ■
	Matching running track		1 pair	17886471003	17886471002	17886271003	17886271004	
Cabinet width 900 mm								
20 mm	C-Box, C3 wound	Laminated	From 1 unit			17892701400	17892701300	■ ■
	Matching running track		1 pair			17886271003	17886271004	
25 mm	C-Box, C3 wound	Laminated	From 1 unit	17892901400	17892901300	17892801400	17892801300	■ ■
	Matching running track		1 pair	17886471003	17886471002	17886271003	17886271004	

The following range of applications applies for the made-to-measure sets:

Made-to-measure sets in profile types metallic-line 20 and 25 can be obtained using the REHAU tambour door configurator.





4 VERTICAL USE

C-Box cassette system, spiral track: RAUVOLET vetro-line

RAUVOLET vetro-line is kitchen design at the highest level and brings the fascination of glass into the kitchen.

RAUVOLET vetro-line is available as a ready-made C-Box cassette system in "Satinato", "Black" and "White" design.

With this system, REHAU has perfectly combined the easy installation and outstanding running properties of tried and tested REHAU cassette systems and the design aspect of the material glass.

The slats are made of tempered safety glass and therefore withstand the greatest everyday stresses and do not get scratched. With their 50 mm slat width, they impress with an imposing, translucent appearance and create a harmonious and flat front. The material is easy to care for and clean – the same applies for the frame profiles, which round off the high-quality appearance with their cool aluminium and stainless steel finish. REHAU competence is also concealed behind the slats: in the form of the sophisticated, tried and tested C5 vertical counter-balancing mechanism.



Save time and therefore money on installation – with the new, ready-made C-Box cassette system. Simply screw the module in the carcass and a high-quality tambour door cabinet is ready for you to use. RAUVOLET vetro-line therefore offers significant added functionality and design and thus visible added-value for your customers.

RAUVOLET vetro-line is available in the standard dimensions of the kitchen industry.

Mechanism / Accessories	Surface	Min Order Quantity	Cabinet height 1000 mm			Cabinet height 1500 mm			Suitable for chipboard thickness			
			Satinato	Black	White	Satinato	Black	White	15 mm	16mm	18 mm	19 mm
Cabinet width 600 mm, Slat width 50 mm												
C-Box, Spiral track	Anodised aluminium	From 1 unit	13144951004	13144951002	13144951003	13144851004	13144851002	13144851003	■	■		
Matching accessories*		1 pair	17028651002	17028651002	17028651002	17028351002	17028351002	17028351002				
C-Box, Spiral track	Anodised aluminium	From 1 unit	13046041004	13046041002	13046041003	13046051004	13046051002	13046051003			■	■
Matching accessories*		1 pair	17009191002	17009191002	17009191002	17009391002	17009391002	17009391002				
Cabinet width 900 mm, Slat width 50 mm												
C-Box, Spiral track	eloxiert Alu	From 1 unit	13144751004	13144751002	13144751003	13144651004	13144651002	13144651003	■	■		
Matching accessories*		1 pair	17028551002	17028551002	17028551002	17028451002	17028451002	17028451002				
C-Box, Spiral track	Anodised aluminium	From 1 unit	13046061004	13046061002	13046061003	13046071004	13046071002	13046071003			■	■
Matching accessories*		1 pair	17009091002	17009091002	17009091002	17009291002	17009291002	17009291002				

Mechanism / Accessories	Surface	Min Order Quantity	Cabinet height 1000 mm			Cabinet height 1500 mm			Suitable for chipboard thickness			
			Satinato	Black	White	Satinato	Black	White	15 mm	16mm	18 mm	19 mm
Cabinet width 600 mm, Slat width 50 mm												
C-Box, Spiral track	Stainless steel	From 1 unit	13144951004	13144951002	13144951003	13144851004	13144851002	13144851003	■	■		
Matching accessories*		From 1 unit	17028651001	17028651001	17028651001	17028351001	17028351001	17028351001				
C-Box, Spiral track	Stainless steel	From 1 unit	13046041004	13046041002	13046041003	13046051004	13046051002	13046051003			■	■
Matching accessories*		From 1 unit	17009191001	17009191001	17009191001	17009391001	17009391001	17009391001				
Cabinet width 900 mm, Slat width 50 mm												
C-Box, Spiral track	Stainless steel	From 1 unit	13144751004	13144751002	13144751003	13144651004	13144651002	13144651003	■	■		
Matching accessories*		From 1 unit	17028551001	17028551001	17028551001	17028451001	17028451001	17028451001				
C-Box, Spiral track	Stainless steel	From 1 unit	13046061004	13046061002	13046061003	13046071004	13046071002	13046071003			■	■
Matching accessories*		From 1 unit	17009091001	17009091001	17009091001	17009291001	17009291001	17009291001				

* Accessory kit = Vertical pelmet, runner system, end cap

4 VERTICAL USE

Minimum installation dimensions

Design line	System	Mechanism	Slat width			System height	Installation depth	Installation height
			20mm	25 mm	50 mm			
metallic-line	C3 installation set		■			1.000 mm	265 mm	ca. 150 mm
metallic-line	C3 installation set		■			1.500 mm	265 mm	ca. 165 mm
metallic-line	C3 installation set			■		1.000 mm	276 mm	ca. 155 mm
metallic-line	C3 installation set			■		1.500 mm	276 mm	ca. 170 mm
metallic-line	C-Box cassette system	Spiral track	■	■		1.000 mm	300 mm	104 mm
metallic-line	C-Box cassette system	Spiral track	■	■		1.500 mm	300 mm	123 mm
metallic-line	C-Box cassette system	C3 wound	■	■		1.000 mm	276 mm	164 mm
metallic-line	C-Box cassette system	C3 wound	■	■		1.500 mm	276 mm	164 mm
metallic-line	C-Box cassette system	Spiral track			■	1.000 mm	304 mm	140 mm
metallic-line	C-Box cassette system	Spiral track			■	1.500 mm	304 mm	186 mm
vetro-line	C-Box cassette system	Spiral track			■	1.000 mm	302 mm	142 mm
vetro-line	C-Box cassette system	Spiral track			■	1.500 mm	302 mm	185 mm



5 SOUND ABSORPTION ON THE FURNITURE FRONT

RAUVOLET acoustic-line



The intelligent combination of sound absorption and storage assists room acoustics

Pleasant and comfortable room acoustics are a major factor for motivation and performance in the workplace. Moreover, the well-being of the people in the room can be improved and individual creativity stimulated with appropriate interior design relating to acoustics.

In addition to the floor, ceiling and walls, attention is increasingly focused on furnishings to provide acoustic conditioning in the area of employees to shield them from disruptive background noise and reduce reverberation in the surrounding area.

The ideal technical solution

In the area close to every employee!

Room situation with no sound absorption & screening

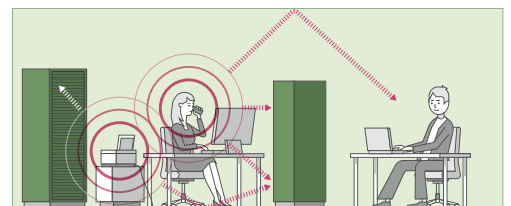

Problem situation:

The trend is towards open interior design, which increases the noise level many times over.

Room situation with sound absorption from acoustic furnishings & screening

Solution with acoustic-line:

The tambour door profile is an intelligent cabinet solution for sound absorption in room design and improves the room acoustics particularly in the area close to the employees.



Almost 7x
the absorption
performance of
conventional
cabinets!

RAUVOLET acoustic-line comprises a special profile geometry with continuous punched holes and an acoustic fleece made of non-woven material. The acoustic fleece inside acts as an absorber, taking the sound wave energy on entry and inhibiting its exit. The sound is therefore absorbed effectively. RAUVOLET acoustic-line absorbs up to 80 % of the incident sound when used in cabinets.

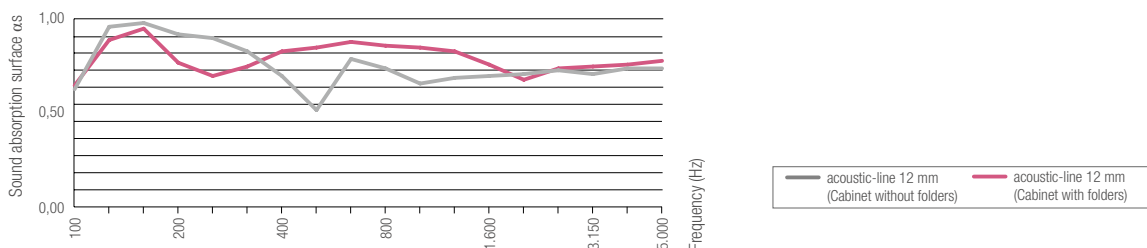

The distinguishing feature of the product is the linear absorption performance over the entire frequency range. The patented broadband absorber is therefore highly effective at absorbing deeper and higher sounds and above all in ranges relevant for speech.

Profile size	27 x 12 mm
Basic tambour door profile material	RAU-PP 1482
Non-woven material	
Material	Glass, pulp
Fire behaviour	B1, flame retardant

Acoustic values	Front	Back
Punched holes	Average 2 mm	Average 3.5
Proportion of punched area	10 %	12 %
Hole centre spacing	7 mm	8.7 mm
NRC value	0.75*	
SAA value	0.78*	

The rated sound absorption coefficient is 0.80 aw.

*The measured values refer to reverberation chamber measurements and cabinets filled with folders. On request, we will be happy to provide you with the detailed test reports.



5 SOUND ABSORPTION ON THE FURNITURE FRONT

RAUVOLET acoustic-line

Make use of the
REHAU tambour
door configurator!



RAUVOLET acoustic-line is an acoustically effective tambour door system for use in office and working environments.



Properties

- Flexible arrangement, whereby sound can be taken away directly at the source
- Sound screening and absorption in the area close to the employees
- Acoustic effectiveness and high-quality design combined with storage space
- Surface and close-range screening possible
- Multi-functional surface no longer required, resulting in a space saving of 8–14 %
- Broadband absorber
- Made-to-measure, ready-made set (incl. slam rail, vertical pelmet, running track, etc.)
- From Min order quantity of 1 piece
- Quick delivery

For more information about RAUVOLET acoustic-line, please refer to sales document B32700 and technical information B32600.

If you require further advice in the planning of your RAUVOLET acoustic-line tambour door systems, please contact the REHAU sales office responsible for you.

We will be happy to help!

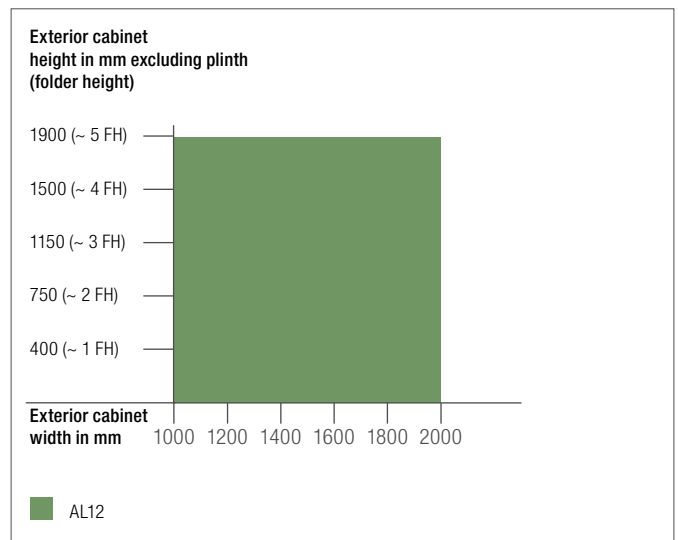
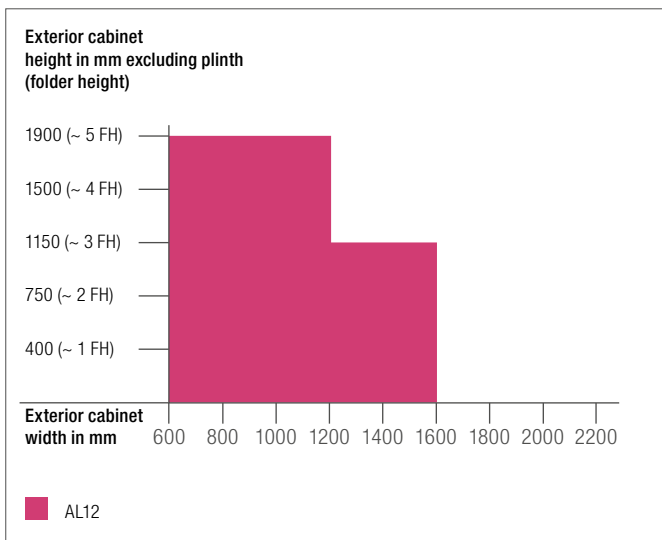


Profile type	8 mm Profile thickness	12 mm Profile thickness
E23		
E9		
metallic-line 20		
metallic-line 25		
SE26		
E4		
AL12		■
Design line		
acoustic-line		■
metallic-line		
decor-line		
colour-line		

Recommended uses:

Tambour door profiles used in single-door horizontal cabinet

Tambour door profiles used in two-door horizontal cabinet


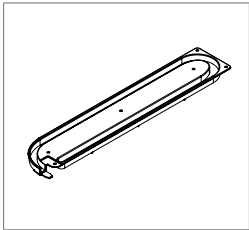
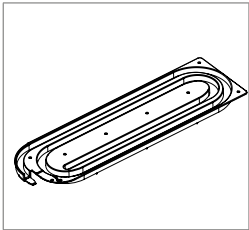
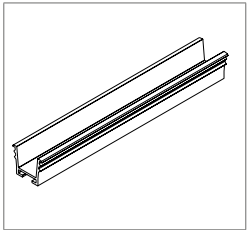
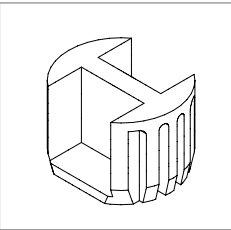

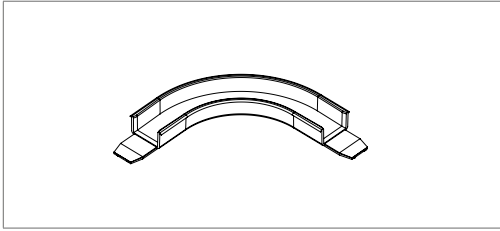
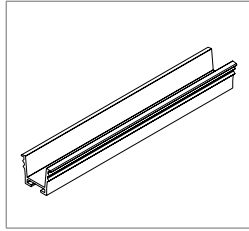
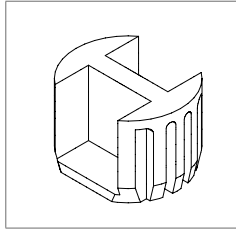


5 SOUND ABSORPTION ON THE FURNITURE FRONT

RAUVOLET acoustic-line

Depending on the selection of “running direction into the side wall” or “running direction into the rear wall”, you will receive your made-to-measure RAUVOLET acoustic-line tambour door set planned using the REHAU tambour door configurator with the following components.


Runner system

				
Running direction into the side wall	Spiral track 2-way	Spiral track 4-way	Running track	Centre stop*
acoustic-line (aluminium decor**)				
12 mm	17797401XXX	17797601XXX	17059271XXX	17797201XXX
acoustic-line (pure white***)				
12 mm	17797401XXX	17797601XXX	17059271XXX	17797201XXX
				
Running direction into the rear wall	90° connector	Running track	Centre stop*	
acoustic-line (aluminium decor**)				
12 mm	17797001XXX	17059271XXX	17797201XXX	
acoustic-line (pure white***)				
12 mm	17797001XXX	17059271XXX	17797201XXX	

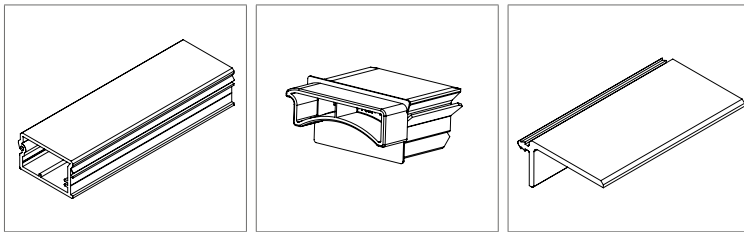
* Use in 2-door cabinets

** Grey non-woven material

*** White non-woven material



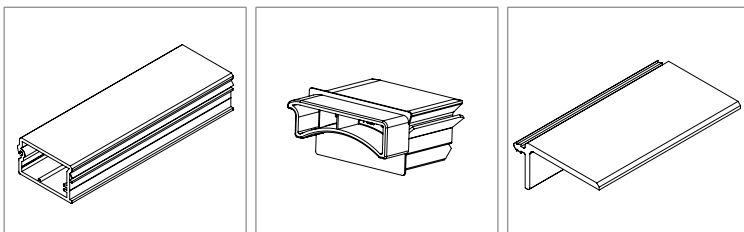
Accessories



Slam rail	Slam rail glide	Vertical pelmet
------------------	------------------------	------------------------

17028321XXX	17930371XXX	17028251XXX
-------------	-------------	-------------

17028281XXX	17930371XXX	17028221XXX
-------------	-------------	-------------









Slam rail	Slam rail glide	Vertical pelmet
------------------	------------------------	------------------------

17028321XXX	17930371XXX	17028251XXX
-------------	-------------	-------------

17028281XXX	17930371XXX	17028221XXX
-------------	-------------	-------------

6 ACCESSORIES

RAUVOLET tambour door systems

Bow handle		
128 mm stainless steel		17798001002
192 mm stainless steel		17798101002
Recessed handle		
128 mm silver		17799841001
Cam lock		
Individually keyed (Not suitable for combination slam rail mat. no. 17794801001)		17006941001
Keyed alike (Not suitable for combination slam rail mat. no. 17794801001)		17006951001
Adhesive tape for PP application		
For all systems, 50 m roll		17930391001
Damping strip		
For metallic-line 25 in vertical use with C3 winding mechanism		17930501002
Plastic lubricant		
For optimum running comfort		17799941001



7 SERVICE

Everything to do with tambour doors



Our service goes beyond just the product development process. On the following pages we give you more practical insights into cabinet design and introduce our range of service tools relating to tambour doors.:

- Starting with the REHAU tambour door configurator, with which a made-to-measure and ready-made tambour door system can be assembled in only 7 steps.
- The RoomDesigner planning software from Horatec, in which the REHAU tambour door sets for the area of office, carcass furniture or kitchen can be found.
- To help with customer training and academies, you can use our installation videos which show how to fit our range of tambour door systems.
- Finally, we provide the relevant assembly instructions when ordering a set using the tambour door configurator and when ordering individual components.

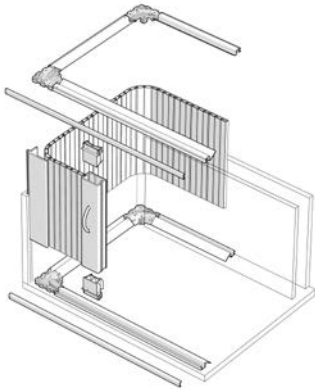
The following topics for you again at a glance:

- 7.1 REHAU tambour door configurator on page 82
- 7.2 "ROOMDESIGNER" planning software on page 86



7 SERVICE

REHAU tambour door configurator



With the innovative REHAU tambour door configurator, a range of creative design options is opened to you:

- Tambour door systems for kitchen, bathroom, office, living area and project requirements
- Horizontal and vertical running direction
- RAUVOLET acoustic-line 12 mm for sound absorption on furniture fronts
- RAUVOLET vetro-line glass tambour door system and RAUVOLET metallic-line cabinet tambour door system in 50 mm slat width
- Ready-made kitchen sets in modular dimensions
- The new, delicate frame4 runner system

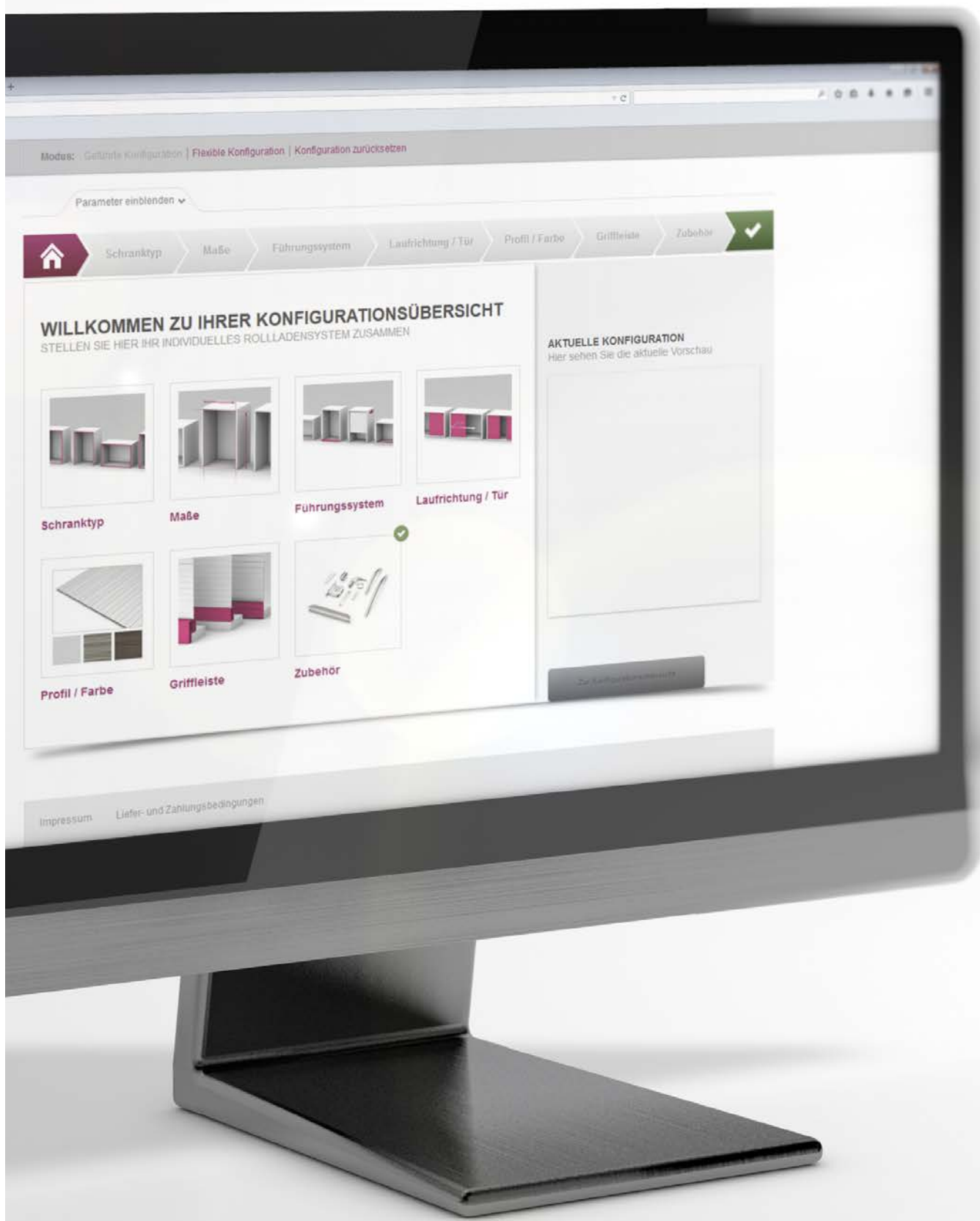
Your advantages at a glance:

- Ordering ready-made sets with a minimum quantity of 1 unit.
- Inclusion of the complete product range (other than flexible runner system)
- Guided product selection
- Integrated plausibility checks
- Self-explanatory operation
- No longer any need to complete complex order forms
- Quotation preparation
- Provision of installation drawings
- Installation in the blink of an eye



Under the following link
www.rehau.com/tambourdoors
you will find all the necessary information on how you can use the REHAU tambour door configurator..

You can find the 7 steps for your made-to-measure, ready-to-install tambour door set on the next page.



Modus: Geführte Konfiguration | Flexible Konfiguration | Konfiguration zurücksetzen

Parameter einblenden ▾

-  [Schranksystem](#) [Maße](#) [Führungssystem](#) [Laufrichtung / Tür](#) [Profil / Farbe](#) [Griffleiste](#) [Zubehör](#) 

WILLKOMMEN ZU IHRER KONFIGURATIONSÜBERSICHT
 STELLEN SIE HIER IHR INDIVIDUELLES ROLLADENSYSTEM ZUSAMMEN

 Schranksystem	 Maße	 Führungssystem	 Laufrichtung / Tür
 Profil / Farbe	 Griffleiste	 Zubehör 	

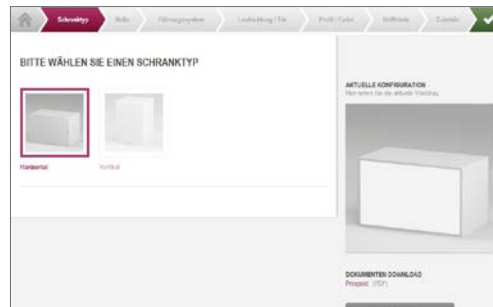
AKTUELLE KONFIGURATION
 Hier sehen Sie die aktuelle Vorschau



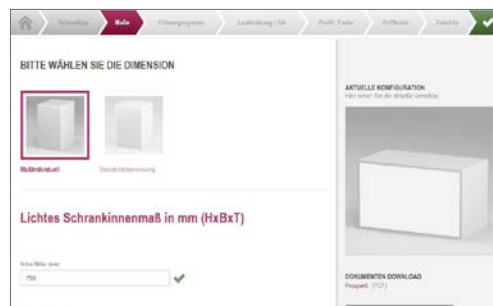
Zur Kaufpreiskalkulation

7 SERVICE

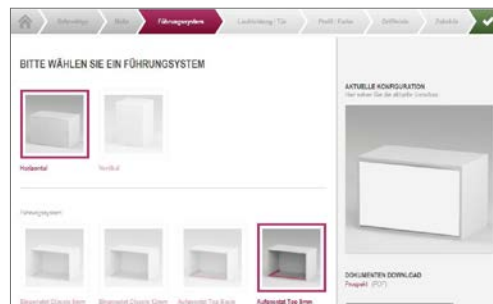
7 steps to the ready-made cabinet tambour door set



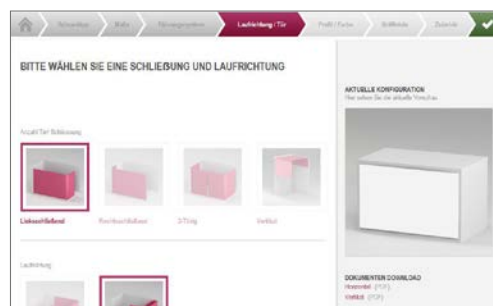
1. Select the cabinet type



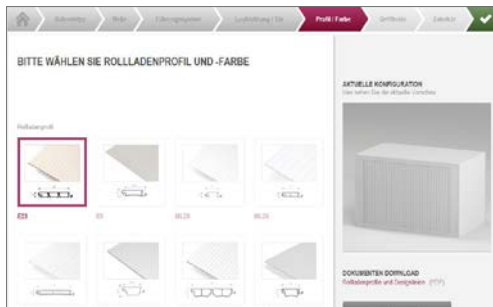
2. Specify the interior cabinet dimensions



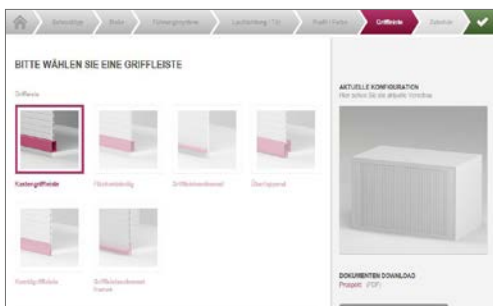
3. Select the runner system



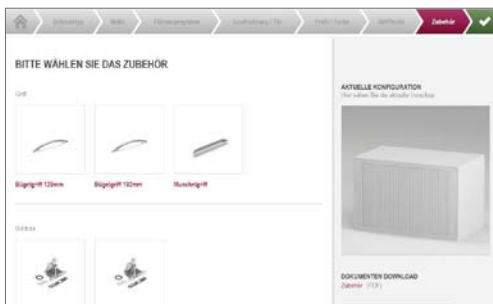
4. Select the running direction / door



5. Select the profile / color



6. Select the slam rail



7. Select the accessories

After ordering is completed, you will receive your made-to-measure cabinet tambour door system delivered ready-made.

7 SERVICE

“Roomdesigner” planning software



Horatec developed the “RoomDesigner” design and planning software as an instrument for planning and ordering furniture parts and elements.

REHAU has integrated selected RAUVOLET systems into RoomDesigner:

Designlinie	Farbe	Rollladenprofil	Anwendungsgebiete					
			Laufrichtung:	Küche vertikal	Korpusmöbel/Möbelbau vertikal horizontal	Planungsservice vertikal horizontal		
			Führungssystem:	Aufschlagend	Aufschlagend	Aufschlagend + einschlagend	Aufschlagend	Aufschlagend + einschlagend
Vetro-Line Satinato Black White		Vetro-Line 50 		●	●		●	
		3I Echtglas		●	●		●	
				●	●		●	
Metallic-Line Alu E6EV1 Edelstahl gebürstet		Metallic-Line 25 25 		●	●*	●*	●*	●*
		8 RAU-PP		●	●*	●*	●*	●*
Decor-Line Alu 7194 Buche 5018		E23 45 			●*	●*	●*	●*
		8 RAU-PP			●*	●*	●*	●*
Color-Line Weiß RAL 9010 Grau RAL 7035		E23 45 			●*	●*	●*	●*
		8 RAU-PP			●*	●*	●*	●*

With the planning software, the tambour door sets are configured for the office area, carcass furniture or kitchen then delivered by REHAU as ready-made sets with all the required system components.

Further information about the software is available online at www.roomdesigner.net or by contacting Horatec directly (www.horatec.com).



8 TECHNICAL INFORMATION

RAUVOLET tambour door system packaging units

Box units

RAUVOLET is available in practical packaging units from stock within the shortest time!

Kartoninhalt:

RAUVOLET E23	Approx. 10 m ² Contents/box
RAUVOLET E9	Approx. 10 m ² Contents/box
RAUVOLET metallic-line 20	Approx. 10 m ² Contents/box
RAUVOLET metallic-line 25	Approx. 10 m ² Contents/box
RAUVOLET E4	Approx. 6.75 m ² Contents/box
RAUVOLET SE26	Approx. 6.95 m ² Contents/box

The contents of the accessory components are adapted to the tambour door profiles.
The tambour door elements are partially pre-assembled in the box.

Length tolerances:

2500 mm ± 15 mm

Technical note:

To achieve a consistent appearance we recommend only to fabricate profiles from the same box.

The surface finishing on aluminium profiles requires an allowance of approx. 30 mm.

Ready-made sets:

The tambour door systems for individual carcass (office), kitchen and living area are supplied as ready-made sets with all the required system components and assembly instructions within 7 working days.

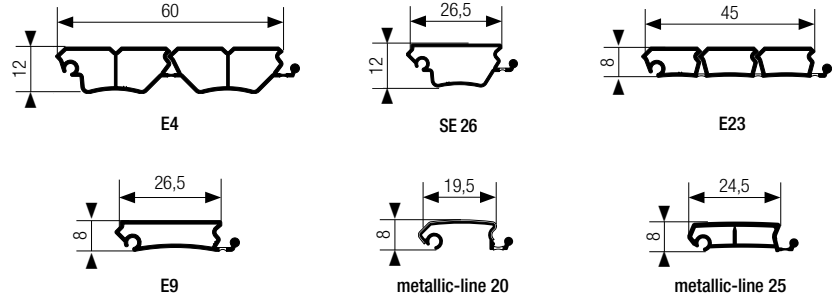




9 ITEM OVERVIEW

Everything at a glance

1 RAUVOLET tambour door profiles

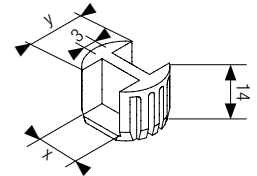
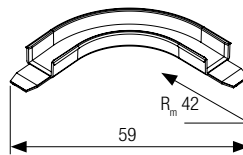
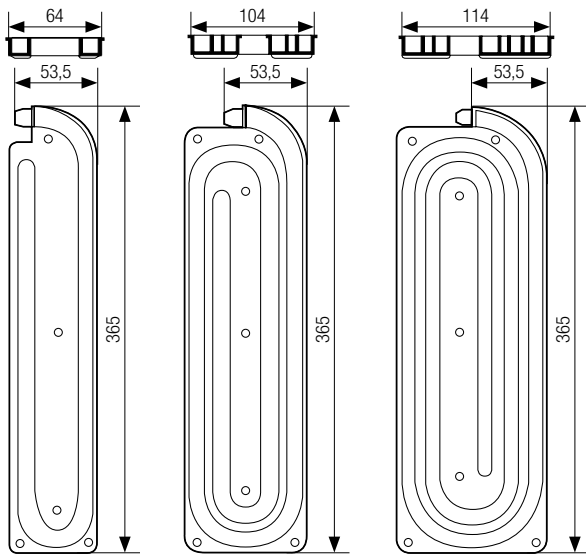


2 CLASSIC and FLEX runner systems

Spiral track: 8 mm, 2/4 or 5-way or 12 mm 2/4-way

90° connector: 8 or 12 mm

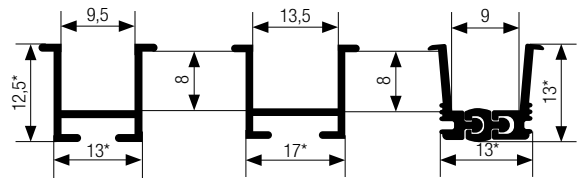
Centre stop 8 mm: x=15.0 mm, y=20.2 mm
Centre stop 12 mm: x=17.5 mm, y=25.2 mm



Running track: 8 mm

12 mm

Flexible 8mm



* routing dimensions

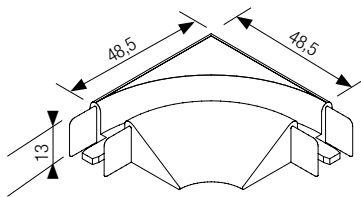
Note: compatible only with 8 mm centre stop

Capacity: 670 mm

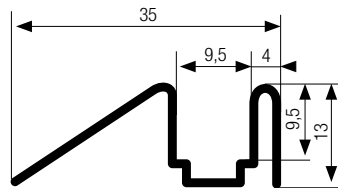
1280 mm

1590 mm

3 TOP BASIC runner systems



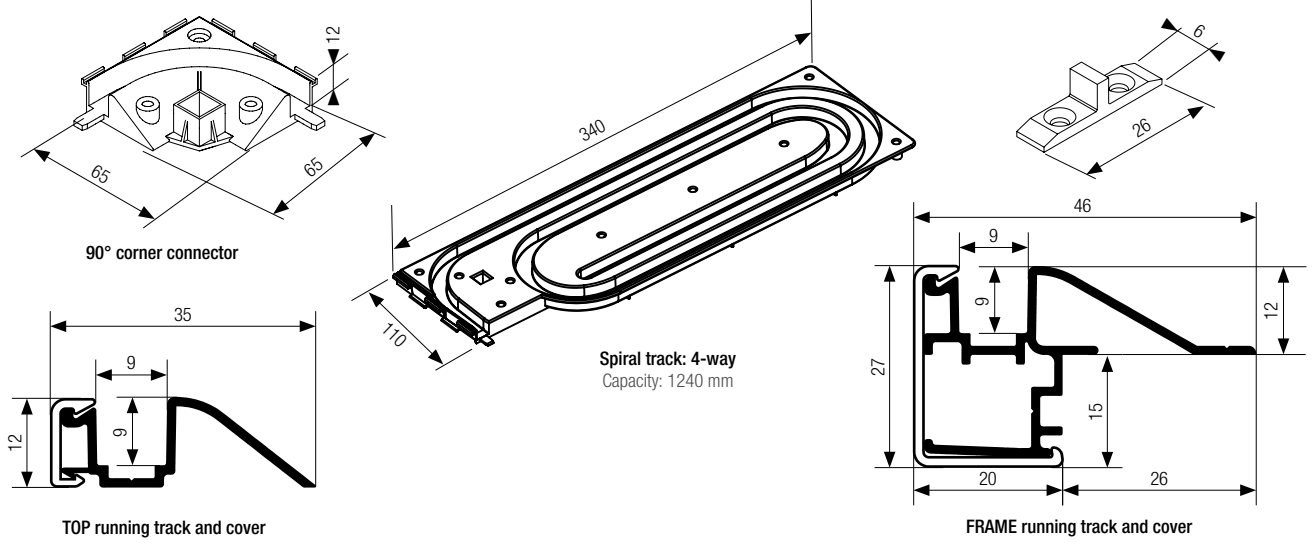
TOP BASIC 8 mm 90° corner



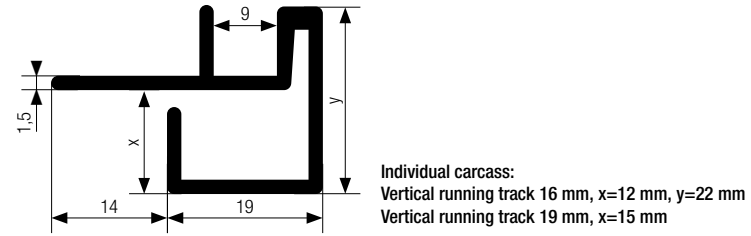
TOP BASIC 8 mm running track

3 TOP and FRAME runner systems

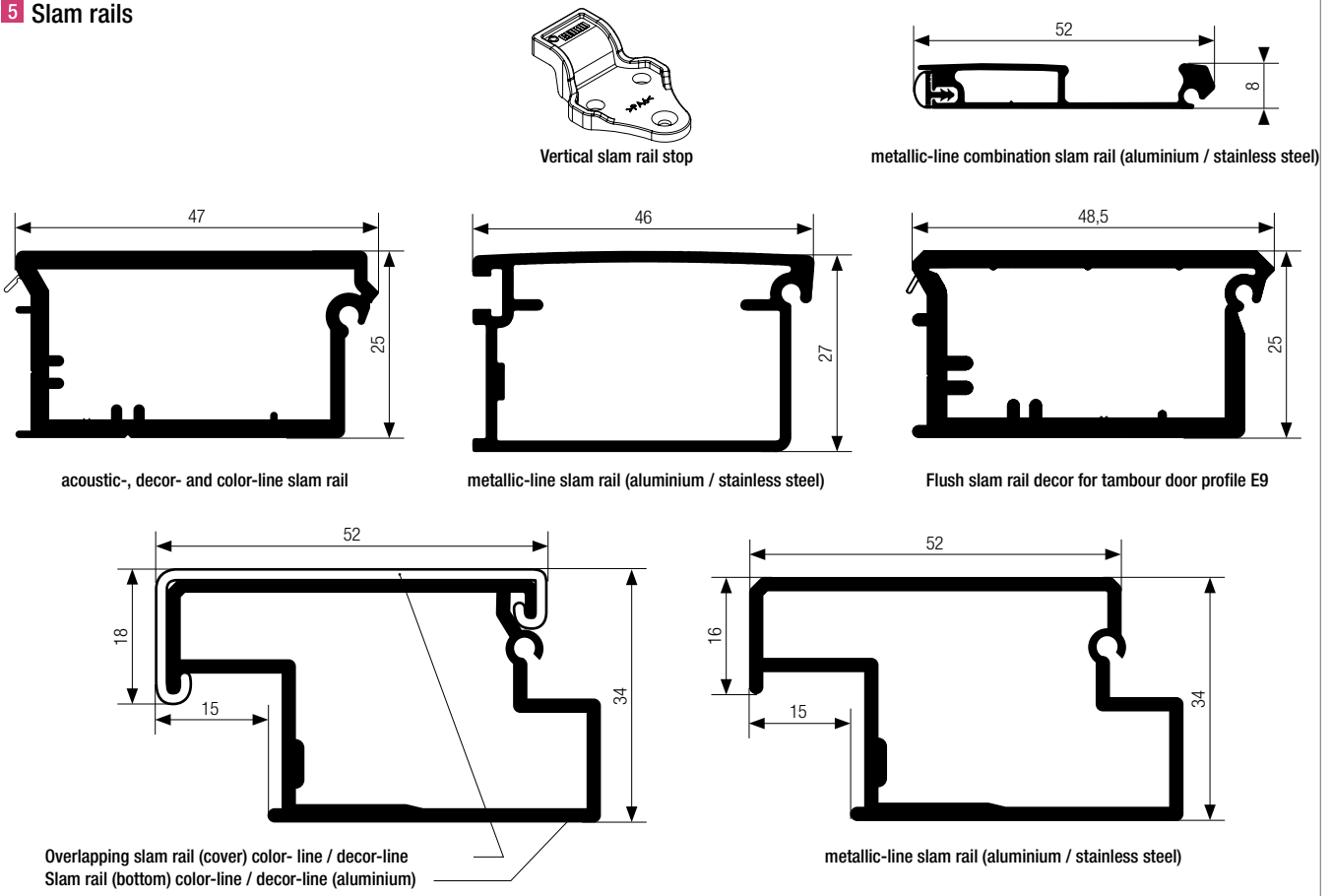
TOP, FRAME and TOP BASIC centre stop



4 C3 running tracks



5 Slam rails



Item description	Material	Profile length in mm	Packaging unit	metallic-line		color-line						
				Aluminium 230L	Brushed stainless steel 360L	Brilliant white V3249**	White RAL 9010	Grey RAL 7035	Grey-brown 77364	Brown 140241	Blue 140242	Anthracite grey RAL 7016

1 RAUVOLET tambour door profiles

E4	RAU-PP	2500	45 L											17929291001	1792
SE26	RAU-PP	2500	105 L											17929191002 17929191001	1792
E23	RAU-PP	2500	88 L											17929501002 17929501001 17929541004	1792
E9	RAU-PP	2500	132 L											17058091001 17032771002 17032771003	1792
metallic-line 20	Alu / RAU-PP	2500	240 L	17792701001	17861721004										
Glide metallic-line 20	RAU-POM		1000 U												1779
metallic-line 25	Alu / RAU-PP	2500	168 L	17860651001	17860651003										
Glide metallic-line 25	RAU-SB		500 P												1779

2 CLASSIC and FLEX runner systems

Running track 8 mm (pre-lubricated)	RAU-PVC*	2500	20 L											17059251002 17059251003	1705
Running track 12 mm (pre-lubricated)	RAU-PVC*	2500	20 L											17059271007	1705
Flexible running track 8 mm	RAU-PP	2500	20 L											17793001002	1779
Centre stop 8 mm	RAU-PA		40 U											17797101002 17797101003	1779
Centre stop 12 mm	RAU-PA		40 U											17797201003	1779
90° connector 8 mm	RAU-PA		40 U											17796901002 17796901003	1779
90° connector 12 mm	RAU-PA		40 U											17797001003	1779
2-way spiral track 8 mm	RAU-PA		40 P												1779
4-way spiral track 8 mm	RAU-PA		20 P											17797501003	1779
5-way spiral track 8 mm	RAU-PA		20 P												1779
2-way spiral track 12 mm	RAU-PA		40 P												1779
4-way spiral track 12 mm	RAU-PA		20 P												1779

3 TOP, BASIC and FRAME runner systems

TOP Running track	Alu	2500	8 L	17795101001	17930151001										
TOP cover uni / decor	RAU-PP	2500	8 L											17026381004 17026381002 17026381001	1702
TOP cover aluminium / stainless steel	Alu	2500	8 L	17795201001	17930011001										
FRAME running track	Alu	2500	8 L	17795501001	17930161001										
FRAME cover uni / decor	RAU-PP	2500	8 L											17026521002 17026521001	1702
FRAME cover alu / stainless steel	Alu	2500	8 L	17795601001	17930091001										
FRAME end caps	RAU-POM		10 sets											17796301002 17796301003	1779
FRAME inlet guide	RAU-POM		10 P												1793
TOP / FRAME 4-way spiral track	RAU-PA		20 P												1779
TOP / FRAME 90° connector	RAU-PA		40 U												1779
TOP centre stop	RAU-PA		40 U											17799801002 17799801003	1779
TOP running track BASIC 8 mm (pre-lubricated)	RAU-PP	2500	20 L											17058081002 17058081003	1705
TOP 90° connector BASIC 8 mm	RAU-PA		40 U											17799501002 17799501003	1779

4 C3 runners

Vertical running track 16 mm, individual carcass	Alu	2300	2 L of 2,3 each	17798901001											
Vertical running track 19 mm, individual carcass	Alu	2300	2 L of 2,3 each	17798801001											
End caps for running track 779880		15,5	20 P												
End caps for running track 779890		15,5	20 P												

5 Slam rails

Slam rail	RAU-PP	2500	8 L											17028281002** 17028281001 17028311005	1702
Slam rail glide 8 mm	RAU-POM		20 P											17932381002 17932381003	1793
Slam rail glide 12 mm	RAU-POM		20 P											17930371002 17930371003	1793
Slam rail aluminium / stainless steel	Alu	2500	8 L	17794601001	17930061001										
Slam rail glide aluminium	RAU-POM		20 P												1779
Glide for comb. slam rail aluminium / stainless steel	Alu	2500	8 L	17794801001	17930071002										
Glide for combined slam rail	RAU-POM		20 P											17799141001	
Vertical slam rail stop	PA		10 P												1793
Overlapping slam rail(bottom)	Alu	2500	8 L	17799441001											














* Lead-free PVC formulation

** Also for acoustic-line

L = length

P = pair

U = unit

decor-line													
Black	Mustard yellow	Aluminium decor	Cubanit	Cobalt	Copper	Birch	Sycamore	Beech	Cherry	Havanna cherry	Calvados cherry	Pine grey	Olive dark
L 9011	76822	7194/38261	1100E	2811W	2787W	5514/63713	7376/13897	5018/64881	5429/13702	053W/ 77253	5797/77254	1243W	1705W
													

9301003	17929281002							17929281001					
9341003	17929201002							17929201001					
9541003	17027581002	17027581016				17027581008	17027581004	17027581001	17027581003	17027581011	17027581012		
	17032771001	17012181002		17012181005	17012181004							17012181001	17012181003

8941001

9241001

9251001 17059251004

9271005

3001001

7101001 17797101004

7201001

6901001 17796901004

7001001

7301001

7501001

7701001

7401001

7601001

6411003 17021861002 17021861008 17021861004 17021861001 17021861003 17021861011 17021861012

6531003 17021871002 17021871008 17021871003

6301001 17796301005 17796301008 17796301007 17796301004 17796301006

0101001

6201001

9741001

9801001 17799801005 17799801007 17799801004 17799801006

8081001 17058081005 17058081008 17058081007 17058081004 17058081006 17058081009 17058081010

9501001 17799501005 17799501008 17799501007 17799501004 17799501006 17799501009 17799501010

17930301001

17930401001

8311003 17028321002** 17028321016 17028321008 17028321004 17028321001 17028321003 17028321011 17028321012

2381001 17932381004

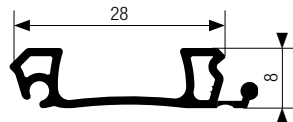
0371001 17930371004

9041001

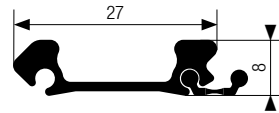
1101001



5 Slam rails

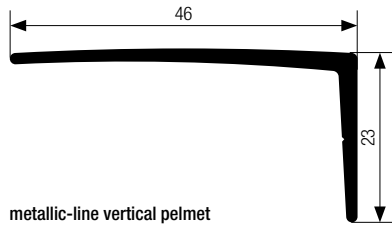


Mid-grip profile color-line / decor-line

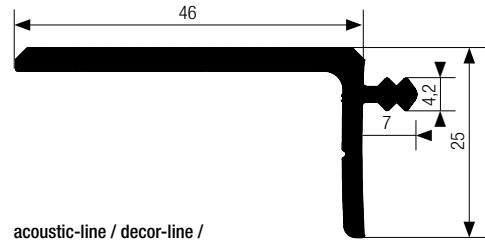


Mid-grip profile metallic-line with adaptor profile (aluminium / stainless steel)

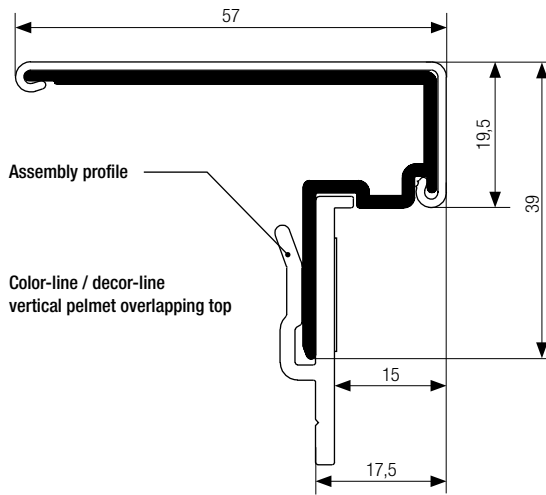
6 Vertical pelmets



metallic-line vertical pelmet

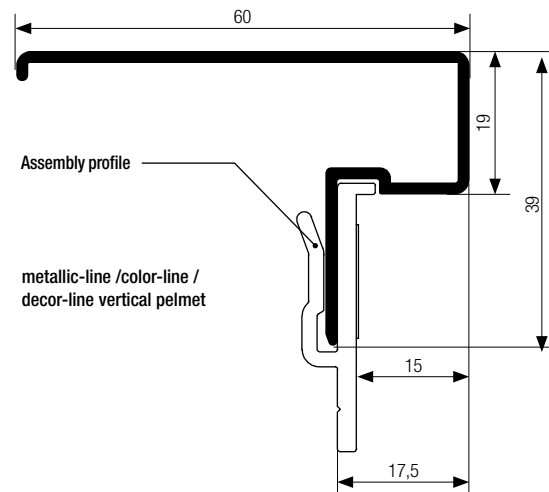


acoustic-line / decor-line / color-line vertical pelmet



Assembly profile

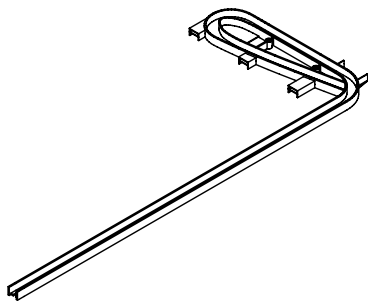
Color-line / decor-line vertical pelmet overlapping top



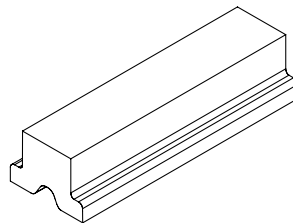
Assembly profile

metallic-line / color-line / decor-line vertical pelmet

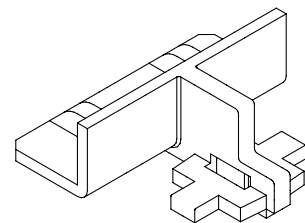
9 Steel cabinet system (SE system)



Spiral track left and right: x=400 / 500 / 600 mm
Capacity 600 mm



Magnetic profile



Centre stop

Item description	Material	Profile length in mm	Packaging unit	metallic-line		color-line						
				Aluminium 230L	Brushed stainless steel 360L	Brilliant white V3249**	White RAL 9010	Grey RAL 7035	Grey-brown 77364	Brown 140241	Blue 140242	Anthracite grey RAL 7016

5 Griffleisten

Overlapping slam rail Uni / decor (cover)	RAU-PP	2500	8 L			17027591002	17027591001									1702
Overlapping slam rail Aluminium / stainless steel	Alu	2500	8 L	17794901001	17930081001											
Glide for slam rail overlapping	RAU-POM		20 P					17798841004								1779
Flush-mounted slam rail E9 Uni / decor	RAU-PP	2500	8 L			17058111001				17033761002	17033761003					
Slam rail glide for flush-mounted slam rail	RAU-POM		20 P				17930191002	17930191003								1793
Slam rail glide for AL12	RAU-POM		20 P				17930371002	17930371003								1793
Mid-grip profile Uni	RAU-PP	2500	8 L			17028261003	17028261002	17028261001								1702
Mid-grip profile Decor	RAU-PP	2500	8 L													
Mid-grip profile with adapter profile	Alu / RAU-PP	2500	8 L	17799301001												
Mid-grip profile stainless steel	Alu	2500	8 L		17930141002											
Glide for mid-grip profile	PA		10 P					17799601002								

6 Vertical pelmets

Vertical pelmet Uni / decor	RAU-PP	2500	8 L			17028221003	17028221002**	17028221001	17028241005	17028241002	17028241004	17028241006	1702
Vertical pelmet Uni/decor overlapping (top)	RAU-PP	2500	8 L				17027351002	17027351001					1702
Vertical pelmet Aluminium / stainless steel	Alu	2500	8 L	17796501001	17930041001								
Vertical pelmet Aluminium overlapping (bottom)	Alu	2500	8 L	17930741001									
Vertical pelmet Aluminium / stainless steel overlapping	Alu	2500	8 L	17930691001	17930781001								
Assembly profile	ABS	2500	8 L					17930791001					

7 Counter-balancing systems

Caddy brake (Installation right)	RAU-POM		10 U													1779
Vertical brake E23	RAU-POM		20 P				17028861002	17028861003								1702
C6 vertical counterbalancing mechanism	RAU-POM		5 U				17799701001									
C3 sprung core width 400 mm			1 U	17793101001												
C3 sprung core width 600 mm			1 U	17798401001												
C3 sprung core width 800 mm			1 U	17798501001												
C3 sprung core width 1000 mm			1 U	17798601001												
C3 sprung core width 1200 mm			1 U	17798701001												
C3 extension + guide roller wheel set			1 P+1 U	17793201002												
C8 counter-balancing mechanism			1 U													1793
C8 guide roller set			1 U	17933201001												

8 Accessories

Transparent adhesive tape 50 m (for PP tambour door profiles)			1 U				17930391001									
Guide wheel with O-ring 70 mm			10 U													1779
Damping strip 50 m			1 U													1793
Cam lock, keyed alike			20 U	17006951001												
Cam lock, individually keyed			20 U	17006941001												
Bow handle silver 128 mm			20 U	17798001002												
Bow handle silver 192 mm			20 U	17798101002												
Recessed handle			20 U													

9 SE system

Magnetic profile	RAU-FER	450	1 coil													1618
Spiral track 400 mm, Left and right	RAU-PP	400	20 P													1793
Spiral track 500 mm, Left and right	RAU-PP	500	20 P													1793
Spiral track 600 mm, Left and right	RAU-PP	600	20 P													1793
Centre stop	RAU-PA		40 U													1793











* Lead-free PVC formulation

** Also for acoustic-line

L = length

P = pair

U = unit

decor-line													
Black	Mustard yellow	Aluminium decor	Cubanit	Cobalt	Copper	Birch	Sycamore	Beech	Cherry	Havanna cherry	Calvados cherry	Pine grey	Olive dark
L 9011	76822	7194/38261	1100E	2811W	2787W	5514/63713	7376/13897	5018/64881	5429/13702	053W/ 77253	5797/77254	1243W	1705W
													

17611003	17021881002	17021881008	17021881003
----------	-------------	-------------	-------------

178841001	17033761001	17930251002	17930251006	17930251005	17930251001	17930251004
-----------	-------------	-------------	-------------	-------------	-------------	-------------

170191001	17930191004
-----------	-------------

170371001	17930371004
-----------	-------------

178271003	17799201002	17799201001
-----------	-------------	-------------

178241003	17028241001	17028251002**	17028251016	17028251006	17028251005	17028251008	17028251004	17028251001	17028251003	17028251011	17028251012	17028251014	17028251017
17361003	17021891002	17021891008	17021891003										

176401001	178861001	17028861004
-----------	-----------	-------------

173101001

179341001	170501002
-----------	-----------

17799841001

179741002	172401001	172601001	172801002	173001001
-----------	-----------	-----------	-----------	-----------




Přišel tygr

Tuhle v pátek u tygrů
máma volá: „Uš je tu!“
„Cože, kdože?“
„Snad nepoznáš
strýce mrate?“
mručel táta u stolu:
Nikdo tuzí, náš je milý
malý tygrík Matyáš,
co má se hrdě k světu
Nejdřív spí, pak skáče, běhá
a tátovi uši loví
Jaké tygrovcy se mu hlavou honí
ani slonovi vám nepoví

To jen máma o tatou ví,
jak skočil k hrochovi
a snežil mu vlácho cukroví.
Nebo zavřel chůdku,
roztržitou veserku
do sklenice medový
Často s chutí mudruje
Proč to kolo rotuje?
A co támhle, chytím myš?
Ně a ne, ja chej vidět tuhle zdůň.
Vesely je, oš milé
bez nezdání žije líté
Roste, sílí, uší !!





PORTAL FOR CARPENTERS AND INTERIOR FITTERS

Your address on the net

Discover extensive product information, online tools and services for everything to do with interior design at www.rehau.com/innenausbau

REHAU is THE service partner for trade and interior design. Discover helpful online tools and services! Are you looking for the right edge for the board? Do you want to build a tambour door cabinet? Are you searching for high-quality fronts? Our configurators for tambour doors and fronts from a unit quantity of 1 are the solution. These and many other highlights await you in the REHAU portal for carpenters and interior fitters. Your dealer in your area will be happy to advise you on this.

Dealer stamp:



© REHAU AG+Co
Rheniumhaus
95111 Rehau
Subject to technical modifications.